

Nicox Corporate Presentation

An international ophthalmology company
developing innovative solutions to help
maintain vision and improve ocular health

July 18, 2024

Forward-looking statements

This document has been prepared by Nicox SA and may not be reproduced or distributed, in whole or in part. The information contained in this document has not been independently verified and no representation, warranty or undertaking, expressed or implied, is made as to, and no reliance should be placed on, the fairness, accuracy, completeness or correctness of the information or opinions contained herein.

The information contained in this document may be modified without former notice. This information includes forward-looking statements. Such forward-looking statements are not guarantees of future performance. These statements are based on current expectations or beliefs of the management of Nicox SA and are subject to a number of factors and uncertainties that could cause actual results to differ materially from those described in the forward-looking statements. Nicox SA and its affiliates, directors, officers, employees, advisers or agents, do not undertake, nor do they have any obligation, to provide updates or to revise any forward-looking statements.

None of Nicox SA nor any of its affiliates, directors, officers, employees, advisers or agents, shall have any liability whatsoever (in negligence or otherwise) for the use of these materials by any person or for any loss arising from any use of this document or its contents or otherwise arising in connection with this document. It is not the purpose of this document to provide, and you may not rely on this document as providing, a complete or comprehensive analysis of the Company's financial or commercial position or prospects.

This document is not intended for potential investors and does not constitute or form part of, and should not be construed as an offer or the solicitation of an offer to subscribe for or purchase securities of the Company, and nothing contained herein shall form the basis of or be relied on in connection with any contract or commitment whatsoever.

Risk factors which are likely to have a material effect on Nicox SA's business are presented in section 3 of the "*Rapport Annuel 2023*" which is available on Nicox SA's website (www.nicox.com).

This presentation may contain links or references to websites operated by other parties. The linked sites are not under the control of Nicox SA, and Nicox SA is not responsible for the data protection strategies or the content available on any other Internet sites linked from our website. Such links do not imply Nicox SA's endorsement of material on any other site, and Nicox SA disclaims all liability with regard to your access to such linked websites. Nicox SA provides links to Internet sites as a convenience to users, and access to any Internet sites linked to or mentioned in this presentation is at your own risk.

Progress in achieving value inflection points expected for 2024-2025

1

Recent Highlights

- ✓ Appointment of Gavin Spencer as Chief Executive Officer
- ✓ Value proposition of NCX 470 confirmed through Kowa partnership
- ✓ Restructuring of debt agreements with BlackRock
- ✓ Streamlining costs to concentrate on NCX 470 clinical development
- ✓ Extraordinary Shareholder Meeting to renew financing resolutions
- ✓ Equity financing of €3.3 million
- ✓ Appointment of Damian Marron as Chair and Marc Le Bozec as Director

2

Strategic Horizons

- Denali results in 2025 to crystallize NCX 470 strategic value
- Business development and partnerships
- Potential strategic transactions

Consistently delivering innovations in ophthalmology ...

... with NCX 470 the next derisked asset advancing toward NDA filing in the U.S. and China

Commercial value of lead asset NCX 470 in late-stage Phase 3 development

- A potentially differentiated profile targeting **~\$6bn worldwide glaucoma market**
- **Positive results from the first Phase 3 trial¹**, Mont Blanc, demonstrating competitive IOP-lowering properties
- **Additional benefits**, e.g. retinal, seen in nonclinical models^{2,3} to be explored post-Phase 3

Global partnerships with Tier 1 ophthalmology players

- **€4.2m royalty revenue** in 2023 (+29% over 2022)
- **Continued sales growth** of VYZULTA® by Bausch + Lomb (+35% reported for 2023)
- Partnerships for NCX 470 in Japan with **Kowa** and in China with **Ocumension Therapeutics**
- **Pending approval of ZERVIA TE in China** through multi-product collaboration with Ocumension

Deep ophthalmology experience

- **Two FDA approved products**
- **Extensive development expertise** has generated a focused portfolio of products and product candidates
- **Business and corporate development track record**, including M&A

Upcoming milestones

Several positive milestones in 2024 and 2025

NCX 470

- ❖ Completion of recruitment of U.S. patients Q4 2024
- ❖ Denali results – H2 2025
- ❖ Estimated worldwide sales over \$300 million¹

ZERVIAE

- ❖ Upcoming approval in China
- ❖ Estimated Chinese sales up to \$100 million²












Corporate

- ❖ Ongoing business development discussions

1. Within 8 years of launch in the U.S. and China
2. Within 7 years if launch in China

An innovative portfolio led by NCX 470, a derisked product candidate with global potential

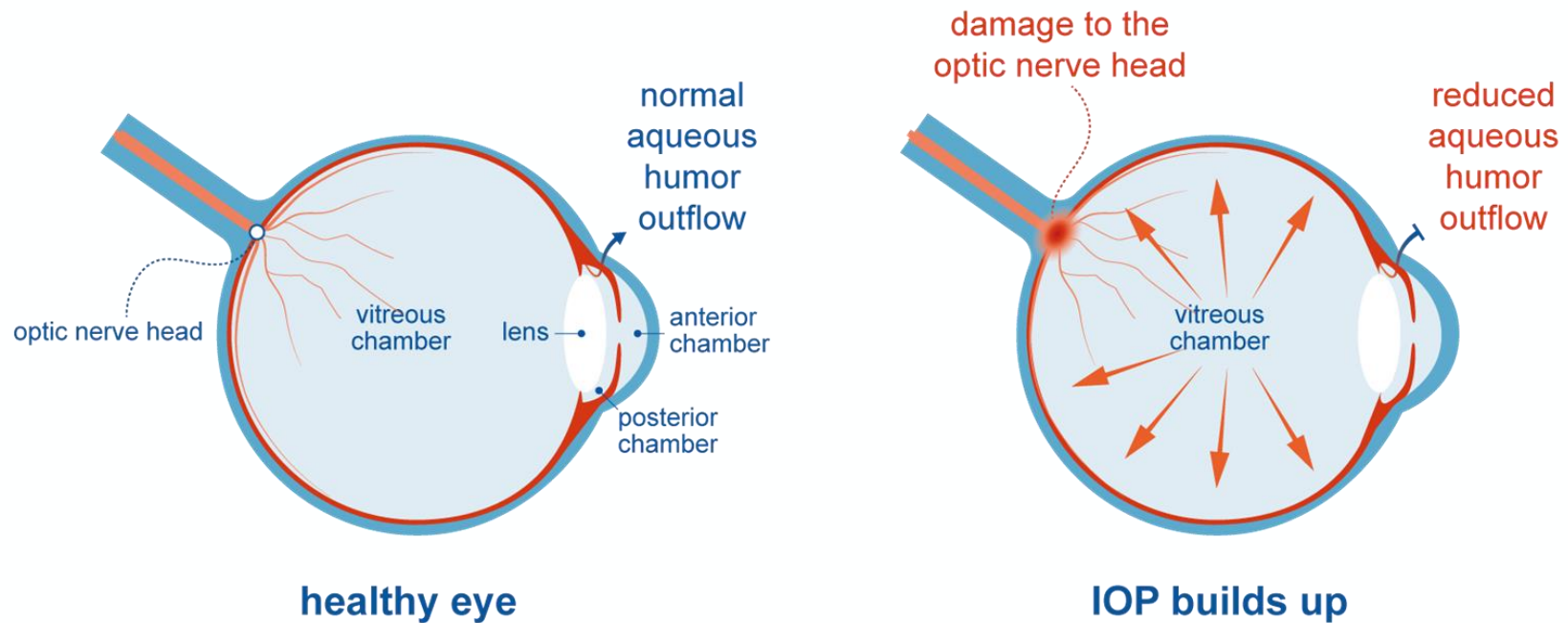


3 Product Candidates	Stages of Development						Status
	Preclinical	Phase 1	Phase 2	Phase 3	NDA	Marketed	
NCX 470 NO-donating bimatoprost eye drops <i>Glaucoma & Ocular Hypertension</i> Licensed out to  OcuMension in China 欧康维视 Licensed out to  Kowa in Japan	 Mont Blanc trial completed / Denali Phase 3 trial and Whistler Phase 3b ongoing						Denali topline results expected in H2 2025 Whistler Phase 3b results expected in Q1 2025 Initiation of development for Japan by Kowa Commercial partnership discussions for U.S.
NCX 1728 NO-donating PDE5 inhibitor <i>Retinal Conditions</i>							Seeking development through collaborations
NCX 4251 Fluticasone propionate nanocrystal susp. <i>Dry Eye</i> Licensed out to  OcuMension in China 欧康维视							Chinese development
2 Revenue Generating Products	Preclinical	Phase 1	Phase 2	Phase 3	NDA	Marketed	Status
VYZULTA® Latanoprostene bunod ophthalmic sol. 0.024% <i>Glaucoma & Ocular Hypertension</i> Licensed out to  B+L worldwide BAUSCH+LOMB							Recurrent U.S. and international royalty revenue
ZERVIAE® Cetirizine ophthalmic sol. 0.24% <i>Allergic conjunctivitis</i> Licensed out to  HARROW in the U.S. Your patients. Our purpose. Licensed out to  OcuMension in China and SE Asia 欧康维视							Chinese NDA approval and commercial launch expected in 2024



Glaucoma: a worldwide ophthalmic condition with unmet medical needs

Elevated IOP* contributes to irreversible optic nerve damage, leading to progressive vision loss



As published in the landmark EMGT study "...each mmHg of decreased IOP was related to an approximately 10% lowering [of risk of vision loss progression]"¹

1. Heijl et al. Reduction of intraocular pressure and glaucoma progression: results from the Early Manifest Glaucoma Trial. Arch Ophthalmol. 2002; 120: 1268-1279

*Intraocular Pressure

Unmet medical needs for glaucoma treatment

Despite having well established first-line therapies, including the standard-of-care, latanoprost, patients do not react to glaucoma medications in the same way, and therefore ophthalmologists need multiple treatment options

✓ 40% of patients do not achieve their target IOP on existing monotherapies¹ requiring ophthalmologists to adjust or change the medication

✓ Many patients require >1 medication which leads to compliance issues^{2,3}

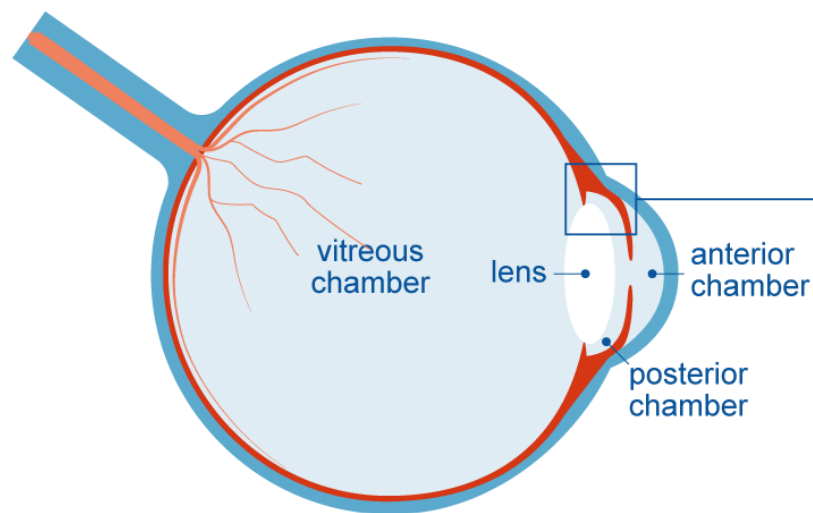
✓ Tolerability issues with some medications lead to discontinuations, patient management issues, and/or compliance issues⁴

1. Kass et al, Delaying treatment of ocular hypertension: the ocular hypertension treatment study. Arch Ophthalmol. 2010; 128:276-287
 2. Robin AL et al, Does adjunctive glaucoma treatment therapy affect adherence to the initial primary therapy? Ophthalmology. 2005; 112:863-868
 3. Robin et al, Adherence in glaucoma: Objective measurements of once-daily and adjunctive medication use. Am J Ophthalmol. 2007;144:533-540
 4. Beckers HJM et al. Side effects of commonly used glaucoma medications: comparison of tolerability, chance of discontinuation, and patient satisfaction. Graefes Archive for Clinical and Experimental Ophthalmology 2008;246(10):1485-90

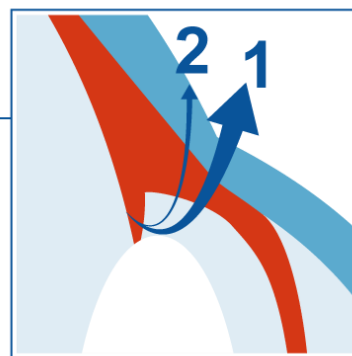
NCX 470 acts through a dual mechanism¹ for IOP lowering

Non-clinical optic nerve/retinal damage models also demonstrate potentially beneficial retinal effects²

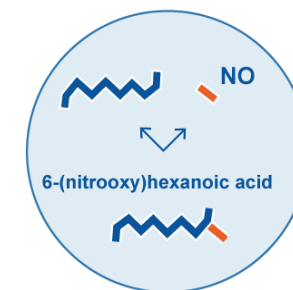
Two pathways for aqueous humor outflow



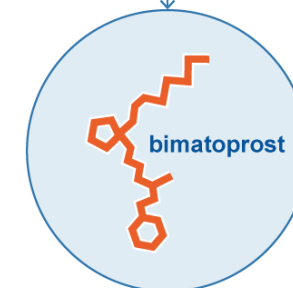

1 Primary or conventional outflow normally accounts for ~60% to 80% of outflow



2 Secondary or uveoscleral outflow normally accounts for ~20% to 40% of outflow



Stimulated by nitric oxide (NO)



Stimulated by prostaglandins (PGAs)

Positive NCX 470 Mont Blanc topline results^{1,2,3}

Phase 3 clinical program intended to support planned U.S. & China NDA submissions

Designed to demonstrate safety and efficacy of NCX 470 0.1% vs. latanoprost 0.005%, defined by IOP reduction from time-matched baseline at pre-established time points

MONT BLANC: Primary objective of non-inferiority achieved

N=691

56 clinical sites in the U.S. & one site in China

Adaptive study design selected the 0.1%

Second efficacy objective, statistical superiority to latanoprost, was not achieved

NCX 470 was statistically superior to latanoprost in intraocular pressure reduction from baseline at 4 of the 6 timepoints, and numerically greater at all 6

DENALI: Enrolling subjects

N=~670

~80 clinical sites in the U.S. & China

Includes a 12-month safety extension

Jointly conducted and equally financed with Chinese partner Ocumension Therapeutics

Topline results expected in H2 2025

1. Nicox Press release October 31, 2022
 2. Mansberg et al., 2023, World Glaucoma Congress, Abstract # P-339
 3. Fechtner et al., 2023, World Glaucoma Congress, Abstract # P-288

Mont Blanc Phase 3 efficacy trial design¹

Designed to evaluate NCX 470 vs. established therapy, latanoprost

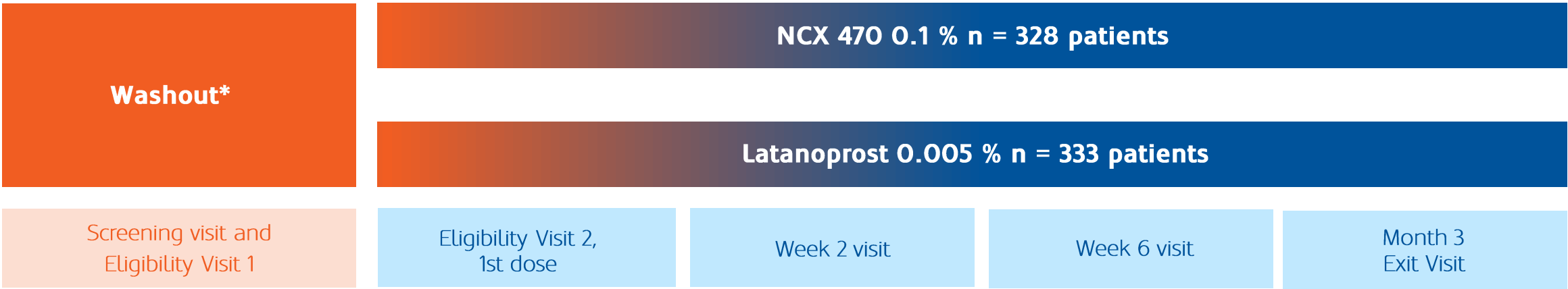
Randomized, controlled, double-masked, parallel design trial. Patients with open angle glaucoma or ocular hypertension were randomized 1:1 to once-daily treatment with NCX 470 0.1% or latanoprost 0.005%

Primary Endpoint:

Mean IOP reduction from time-matched baseline at 8 AM and 4 PM at the week 2, week 6 and month 3 visits

Enrollment:

The trial enrolled 691 patients across all arms (including ~30 patients on NCX 470 0.065% in the adaptive design part)



* Wash-out period according to the patient’s previous IOP-lowering treatment

1. This schematic reflects the dosage arms which continued in the trial and do not include the NCX 470 0.065% dose which was only in the adaptive design portion of the trial

Baseline characteristics, demographics and disposition¹

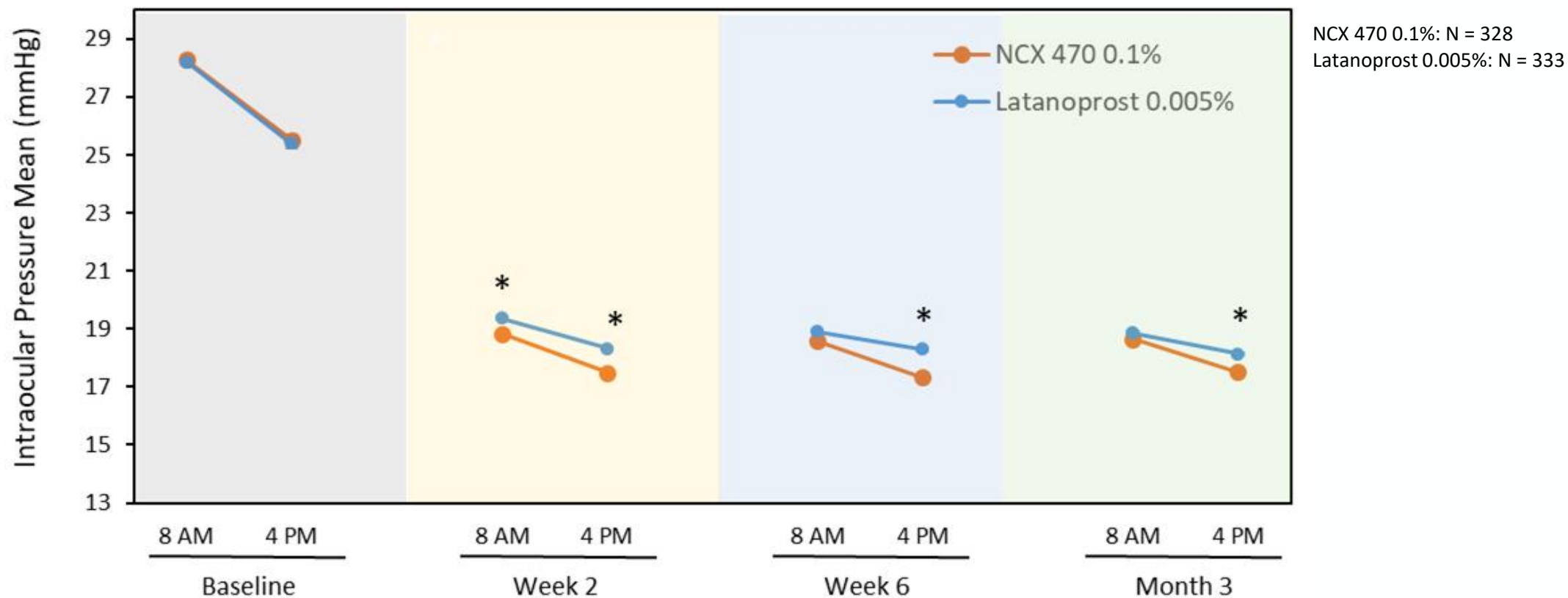
	NCX 470 0.1% N = 328	Latanoprost 0.005% N = 333
Mean Diurnal Baseline (8am+4pm) IOP, mmHg, Study Eye (SD)	26.9 (2.04)	26.8 (2.02)
Gender, n (%)		
Female	200 (61.0%)	188 (56.5%)
Male	128 (39.0%)	145 (43.5%)
Age, Years (SD)	63.6 (10.12)	62.7 (11.73)
Completed the Study	314 (95.7%)	316 (94.9%)
Discontinued Prior to Study Completion	14 (4.3%)	17 (5.1%)
Reasons for Discontinuation		
Adverse Event	8 (57.1%)	6 (35.3%)
Lost to Follow-up	1 (7.1%)	4 (23.5%)
Physician Decision	0	0
Sponsor or IRB Decision	1 (7.1%)	2 (11.8%)
Protocol Violation	0	1 (5.9%)
Withdrawal by Subject	3 (21.4%)	3 (17.6%)
IOP greater than 36 mmHg	0	0
Other	1 (7.1%)	1 (5.9%)

1. This data reflects the dosage arms which continued in the trial and do not include the NCX 470 0.065% dose which was only in the adaptive design portion of the trial.



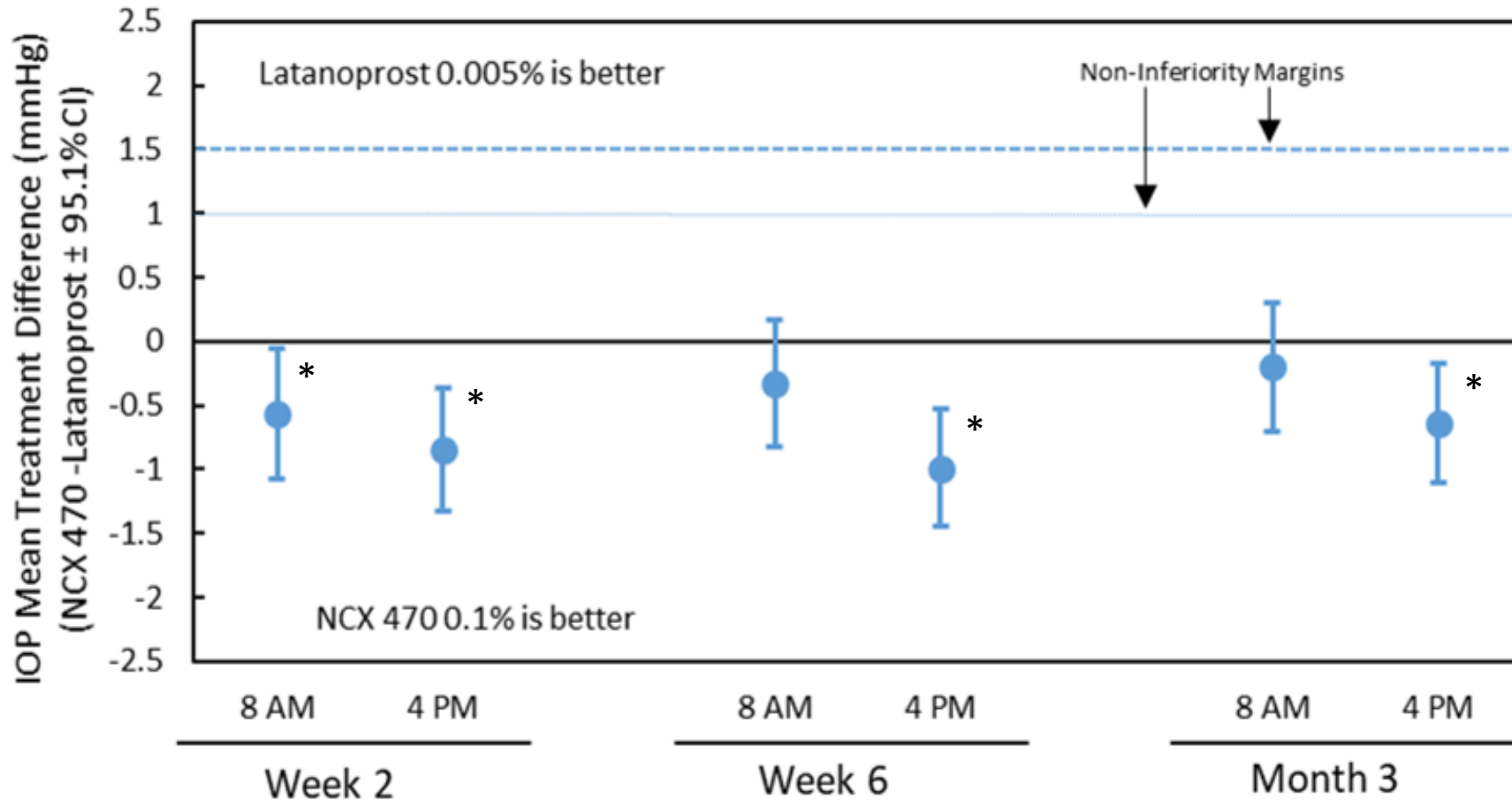
Significant, sustained IOP-lowering effects

IOP-lowering from baseline was 8.0 to 9.7 mmHg for NCX 470 vs. 7.1 to 9.4 mmHg for latanoprost



- Denotes statistically significant differences vs latanoprost ($p < 0.049$)
- Fechtner et al., AJO, published, 2024 - <https://doi.org/10.1016/j.ajo.2024.03.002>

NCX 470 0.1% achieved non-inferiority and demonstrated an IOP-lowering greater than Latanoprost 0.005% of up to 1.0mmHg



To be non-inferior, the treatment difference between NCX 470 and latanoprost had to meet BOTH criteria:

- For all 6 timepoints, the upper limit of all confidence intervals (95.1%) were required to be less than or equal to 1.5 mmHg and
- At least 4 of the 6 timepoints were required to be less than or equal to 1.0 mmHg
- NCX 470 0.1% demonstrated an IOP lowering effect greater than latanoprost 0.005% of up to 1.0 mmHg

* Denotes statistically significant differences vs latanoprost (p<0.049)

NCX 470 topline results demonstrate robust efficacy and safety¹

All comparisons are based on NCX 470 0.1% and latanoprost 0.005%

Topline results from this pivotal trial:

- **IOP-lowering effect from baseline was 8.0 to 9.7 mmHg for NCX 470** vs. 7.1 to 9.4 mmHg for latanoprost
- **Statistical non-inferiority was met vs. latanoprost** in the primary efficacy analysis. This trial therefore met the efficacy requirements for approval in the U.S.
- While NCX 470 failed to meet statistical superiority to latanoprost in a pre-specified secondary efficacy analysis of time-matched change from baseline IOP, NCX 470 was numerically superior to latanoprost at all time points and **statistically significant (p<0.049) at 4 of 6 timepoints**

Data from the post hoc analysis:

- **In eyes with an initial IOP of ≤ 28 mmHg the IOP-lowering effect from baseline was statistically significantly greater for NCX 470 compared to latanoprost** at the majority of timepoints measured
- **NCX 470 demonstrates a consistent lowering of IOP regardless of the baseline IOP**, whereas the reduction in IOP with latanoprost is dependent on the baseline IOP
- **A statistically significant greater proportion of patients who received NCX 470 showed an IOP reduction of greater than 10 mmHg from baseline**, compared to those on latanoprost

NCX 470 was well tolerated

- The most common adverse event was ocular hyperemia in 11.9% of NCX 470 patients vs. 3.3% of latanoprost patients
- There were no ocular serious adverse events and no treatment-related non-ocular serious adverse events
- 4.3% of patients on NCX 470 discontinued compared to 5.1% on latanoprost

1. This data reflects the dosage arms which continued in the trial and do not include the NCX 470 0.065% dose which was only in the adaptive design portion of the trial.

NCX 470 – Presentations at key ophthalmology conferences



- Poster 1: Intraocular Pressure Reduction with NCX 470 versus Latanoprost Across the Spectrum of Baseline Intraocular Pressures
- Poster 2: Intraocular Pressure Reduction with NCX 470 versus Latanoprost In Previously Treated Versus Treatment-Naïve Patients



- Effects of NCX 470, a Nitric Oxide (NO)-Donating Bimatoprost, in in-vitro 3D-Human Trabecular Meshwork (TM) / Schlemm's Canal (SC) Co-Culture Tissue Model. Galli et al., 2023, WGC Abstract # P-337
- NCX 470, a Nitric Oxide Donating Bimatoprost versus Latanoprost has Greater Proportion of Subjects Achieving ≥ 10 mmHg IOP Decrease in Phase 3 Trial. Mansberger et al., 2023, WGC Abstract # P-339
- NCX 470, a Nitric Oxide Donating Bimatoprost Compared with Latanoprost – Adaptive Design Period Results from the Phase 3 Mont Blanc Clinical Trial. Fechtner et al., 2023, WGC Abstract # P-288



NCX 470, a nitric oxide (NO)-Donating Bimatoprost, Preserves Rabbit eyes from Biochemical and Functional changes associated with endothelin-1 (ET-1)-induced Ischemia/reperfusion Injury of the Optic Nerve and Retina Impagnatiello et al., 2023, ARVO Abstract #2580



NCX 470, a Nitric Oxide Donating Bimatoprost, Demonstrates Non-inferiority to Latanoprost in Phase 3 Mont Blanc Clinical Trial. Fechtner et al., 2023, AGS Abstract #232

Mont Blanc results published in a prestigious journal

AAO Member
Access
Submit

Log
in

Register

Subscribe

Claim

ORIGINAL ARTICLES | VOLUME 264, P66-74, AUGUST 2024

PDF

Subscribe

Save

Share

Reprints

Request

<

A Randomized, Controlled Comparison of NCX 470, a Nitric Oxide-Donating Bimatoprost, and Latanoprost in Subjects with Open-Angle Glaucoma or Ocular Hypertension: The MONT BLANC Study

Robert Fechtner • Steven Mansberger • James Branch • ... Sara Ziebell • Krisi Lopez • Doug Hubatsch •

[Show all authors](#)

Published: March 16, 2024 • DOI: <https://doi.org/10.1016/j.ajo.2024.03.002> • Check for updates

PlumX Metrics

>

Conclusion: The NO-donating prostaglandin analogue NCX 470 0.1% was well-tolerated and lowered IOP more than latanoprost in subjects with OAG or OHT at all 6 time points. With a dual mechanism of action that enhances both uveoscleral and trabecular outflow, NCX 470 could become an important first-line therapy for IOP reduction in glaucoma.

U.S. glaucoma clinical advisory board with leading experts

DR. ROBERT D. FECHTNER, MD, CHAIRMAN

Professor and Chair of the Department of Ophthalmology at SUNY Upstate Medical University, Syracuse, NY

DR. SANJAY G. ASRANI, MD

Professor of Ophthalmology at Duke University in Durham, North Carolina, and Director of the Duke Eye Center of Cary and the Duke Glaucoma OCT Reading Center

DR. DONALD BUDENZ, MD MPH

Kittner Family Distinguished Professor and Chairman, Department of Ophthalmology, UNC Chapel Hill School of Medicine

DR. STEVEN MANSBERGER, MD MPH

Vice-Chair, Senior Scientist, and Director of Glaucoma Services and Ophthalmic Clinical Trials for the Devers Eye Institute in Portland, Oregon. Clinical Professor of Ophthalmology at Oregon Health Science University

DR. TOM WALTERS, MD

President of Texan Eye P.A. and Medical Director of Eye LASIK Austin, Advanced Ophthalmic P.A., Keystone Clinical Research

DR. ROBERT N. WEINREB, MD

Distinguished Professor and Chair, Ophthalmology, Director of both the Shiley Eye Institute and the Hamilton Glaucoma Center, holder of the Morris Gleich, MD Chair in Glaucoma, and Distinguished Professor of Bioengineering

Value proposition of NCX 470



- ✓ **Novel molecule** with competitive positive impact on lowering intraocular pressure (IOP), the leading cause of glaucoma
- ✓ **Positive pivotal Phase 3 topline results** from the Mont Blanc trial^{1,2,3}
- ✓ First non-combination product to **demonstrate statistical non-inferiority** to a prostaglandin analog in a pivotal trial, thereby meeting the efficacy requirements for U.S. approval
- ✓ Large and established glaucoma drug market⁴: ~**\$6 billion** worldwide reported
- ✓ **Over 3 million patients and over 36 million prescriptions⁴ in the United States alone** with additional safe and effective alternatives to first-line therapy required
- ✓ **Over \$300 million global peak net sales** forecast⁵ for NCX 470
- ✓ Only **late-stage New Chemical Entity** in glaucoma in the U.S.

1. Nicox Press release October 31, 2022
 2. Mansberg et al., 2023, World Glaucoma Congress, Abstract # P-339
 3. Fechtner et al., 2023, World Glaucoma Congress, Abstract # P-288 b
 4. IQVIA™ Analytics Link 2021
 5. Nicox internal estimate – Press Release July 10, 2023

NCX 470 Commercial Potential and Timing

A near-term asset arriving at completion of development



**Subject to securing a U.S. commercial partner

- Composition of matter patent to 2029 expected to be extended to 2034 in the United States and formulation patent to 2039. Additional marketing exclusivity may be available based on the status as a New Chemical Entity
- Peak annual net sales potential in the U.S. alone was estimated at between \$115 and \$165 million¹
- Peak annual global net sales of NCX 470 could be over \$300 million² within 8 years of the date of launches in the U.S. and China

1. By year 8 from launch, based on Nicox commissioned market research in 2023, announced [here](#)
 2. Excluding Europe

Chinese partner and largest Nicox shareholder, dedicated to ophthalmology with manufacturing and commercial capabilities

Based in China
Created in 2018
Dedicated to
ophthalmology

Listed on the
Hong Kong stock
exchange since
2020
\$600 million
market cap

Portfolio of 25
products with
10 commercialised
\$34 million revenue
in 2023 (+55%)

444 employees,
including 232 in
commercial

- Ocumension's focus on ophthalmology and their local manufacturing and commercial capabilities makes them the ideal partner for NCX 470 in China
- Total of €18 million paid to Nicox in milestones (non-dilutive financing) plus cost contributions to Denali (50%) and Mont Blanc (one Chinese site)
- Nicox to receive royalties of 6% to 12% of future net sales on the territories licensed to Ocumension

Founded in Japan
in 1894
Active worldwide
in multiple
domains including
life sciences

~8000 employees
with an annual
group revenue of
\$4.9 billion

The pharmaceutical
sector is an
important one with
an international
presence

Team of medical
representatives in
Japan and a
franchise in
glaucoma

- Kowa's direct commercial experience in glaucoma in Japan positions them as a strong partner for NCX 470
- Signed in February 2024 with a €3 million upfront payment to Nicox for exclusive rights to NCX 470 in Japan
- Nicox to potentially receive up to €27.5 million in milestones and 7% to 12% royalties on net sales

Future commercialization of NCX 470

To secure the long-term future of the Company

- The Company is considering a number of options to ensure the commercialization of NCX 470 and concretize the future strategy:
 - New license agreements
 - Joint venture structures with companies having complementary products
 - M&A
 - Extension of the pipeline with other products under license or acquired, with associated funding
- Nicox has the team to:
 - Complete the development of NCX 470
 - Continue our existing collaborations
 - Deliver on a long-term strategy

Existing commercial products

VYZULTA

BAUSCH+LOMB

Marketed in >15 countries and territories, including the U.S.

- ✓ Nicox receives 6% net¹ royalties on global sales – VYZULTA sales increased 35% in 2023 vs. 2022
- ✓ \$5 million net milestone payable to Nicox at \$100 million net sales
- ✓ Patent extended in the United States to 2029

ZERVIAE²

OcuMension
欧康维视

Approval expected in China in 2024³

- ✓ 5% to 9% royalties on annual net sales
- ✓ Potential for up to \$17.2 million in sales milestones by Ocumension
- ✓ Will be manufactured by Ocumension in their state-of-the art Chinese factory and commercialized by their existing sales team

1. Net of royalties payable to Pfizer, per the terms of the contract signed with Pfizer in August 2009
 2. ZERVIAE is also commercialized in the U.S. by Harrow
 3. Ocumension has rights in Chinese and Southeast Asian markets

A refocused global leadership team



Gavin Spencer
Chief Executive Officer



Sandrine Gestin
VP, Finance and
HR



Doug Hubatsch
EVP, Chief Scientific Officer



Damian Marron
Chairman of the Board

Healthcare executive, non-executive Director/Chair and advisor



Michele Garufi
Director

Co-founder of Nicox and CEO of the Company from its creation until 2022



Marc Le Bozec
Director

Life Sciences entrepreneur with a background in finance, organization and strategic consulting



Gavin Spencer
Chief Executive Officer

More than 25 years of experience in leading strategic and Business Development functions

Sonia Benhamida
Observer
BlackRock

Maurizio Petitbon
Observer
BlackRock



Financial highlights

Cash balance expected to support current operations through to February 2025

Financial Position and Ownership of the Nicox Group ¹	
Cash, Cash Equivalents as at 30 June 2024	€7.8 million
Long term debt as at 30 June 2024 ²	€20.5 million
Cash runway ³	February 2025
Outstanding Shares ⁴	63.5 million
Management, Board and Employees Ownership ⁵	1.6%
Key Institutional Investors ⁵	Ocumension Therapeutics 4.8% HBM Healthcare Investments (Cayman) 3.1%

Analysts coverage	
H.C. Wainwright	Yi Chen

1. Figures are non audited. Nicox Group is Nicox SA and its affiliates. 2. This figure does not include the Armistice put option granted in the November 2022 equity financing, payable in the case of a merger by acquisition (fusion par absorption), merger (fusion par création d’une nouvelle société), division (scission), or a change of control within the meaning assigned in article L.233-3 I of the French commercial code (Code de commerce) where the consideration for such transaction is Nicox shares at a value of less than €1.70, the exercise price of the warrants, Armistice can request that Nicox purchases the warrants granted to Armistice at their Black Scholes value (using pre-defined terms). 3. Based exclusively on the development of NCX 470. 4. Existing outstanding shares as of June 21, 2024. 5.To the best of our knowledge, based on share capital issued as of June 21, 2024.

Investment highlights



✓ A proven track record in clinical development and business development

- Two product approvals in the U.S., one pending in China
- Business development deals in the U.S., Japan, China, and globally with Tier 1 companies

✓ NCX 470, a derisked, late-stage development program

- Positive Mont Blanc Phase 3 efficacy data and well tolerated
- Same-design second Phase 3 trial, Denali, advancing as planned
- Validation by partnerships with Kowa and Ocumension Therapeutics

✓ Large potential market

- ~\$6 billion worldwide glaucoma market
- Successful track record of VYZULTA® under partnership with Bausch + Lomb

✓ High strategic transaction potential

- Business development
- M&A

Nicox S.A.

Sundesk Sophia Antipolis
Emerald Square Bâtiment C
rue Evariste Galois,
06410 Biot, France
T: +33 (0)4 97 24 53 00

communications@nicox.com

www.nicox.com