

Nicox Corporate Presentation

An international ophthalmology company developing innovative solutions to help maintain vision and improve ocular health

August 29, 2023



Forward-Looking Statements

This document has been prepared by Nicox SA and may not be reproduced or distributed, in whole or in part. The information contained in this document has not been independently verified and no representation, warranty or undertaking, expressed or implied, is made as to, and no reliance should be placed on, the fairness, accuracy, completeness or correctness of the information or opinions contained herein.

The information contained in this document may be modified without former notice. This information includes forward-looking statements. Such forward-looking statements are not guarantees of future performance. These statements are based on current expectations or beliefs of the management of Nicox SA and are subject to a number of factors and uncertainties that could cause actual results to differ materially from those described in the forward-looking statements. Nicox SA and its affiliates, directors, officers, employees, advisers or agents, do not undertake, nor do they have any obligation, to provide updates or to revise any forward-looking statements.

None of Nicox SA nor any of its affiliates, directors, officers, employees, advisers or agents, shall have any liability whatsoever (in negligence or otherwise) for the use of these materials by any person or for any loss arising from any use of this document or its contents or otherwise arising in connection with this document. It is not the purpose of this document to provide, and you may not rely on this document as providing, a complete or comprehensive analysis of the Company's financial or commercial position or prospects.

This document is not intended for potential investors and does not constitute or form part of, and should not be construed as an offer or the solicitation of an offer to subscribe for or purchase securities of the Company, and nothing contained herein shall form the basis of or be relied on in connection with any contract or commitment whatsoever.

Risk factors which are likely to have a material effect on Nicox SA's business are presented in section 2.7 of the "*Rapport Annuel 2022*" which is available on Nicox SA's website (www.nicox.com).

This presentation may contain links or references to websites operated by other parties. The linked sites are not under the control of Nicox SA, and Nicox SA is not responsible for the data protection strategies or the content available on any other Internet sites linked from our website. Such links do not imply Nicox SA's endorsement of material on any other site, and Nicox SA disclaims all liability with regard to your access to such linked websites. Nicox SA provides links to Internet sites as a convenience to users, and access to any Internet sites linked to or mentioned in this presentation is at your own risk.



Driving Innovation in Ophthalmology, Led by NCX 470 & an Experienced Team

Differentiated pipeline with positive NCX 470 pivotal Phase 3 clinical trial results

Lead asset NCX 470, with a potentially differentiated profile targeting glaucoma, leverages Nicox's proprietary Nitric Oxide (NO) donating research platform

Positive topline results from the first Phase 3 trial (Mont Blanc)¹

Potential retinal benefits seen in nonclinical models^{2,3}

Experienced Leadership, Board and Advisors with expertise to drive successful outcomes

Experienced team well positioned to drive NCX 470 development and to advance and build the pipeline to deliver future growth

Global partnerships and out-licensed commercial products

Existing revenue from global Bausch + Lomb partnership on VYZULTA®

Potential future revenue from Ocumension Therapeutics collaboration in China on ZERVIAE and NCX 470

Exploring commercial partnerships for NCX 470 for U.S. and Japan

1. Nicox Press release October 31, 2022
2. Bastia et al., J Ocul Pharmacol Ther. 2022, 38: 496-504
3. Impagnatiello et al. ARVO 2023, abstract # 2580



Broad Global Leadership Experience



Andreas Segerros

Chief Executive Officer



Sandrine Gestin

VP, Finance



Doug Hubatsch

EVP, Chief Scientific Officer



Emmanuelle Pierry

General Counsel & Head, Legal



Gavin Spencer

EVP, Chief Business Officer &
Head, Corporate Development

PHARMACIA



**Former member of
the Paris Bar**





Board Bringing Extensive Experience in Ophthalmology and Pharmaceuticals



JEAN-FRANÇOIS LABBE
Chairman of the Board



LES KAPLAN
Director



MICHELE GARUFI
Director



LAUREN SILVERNAIL
Director



ADRIENNE GRAVES
Director



LUZI VON BIDDER
Director





U.S. Glaucoma Clinical Advisory Board with Leading Experts

DR. ROBERT D. FECHTNER, MD, CHAIRMAN

Professor and Chair of the Department of Ophthalmology at SUNY Upstate Medical University, Syracuse, NY

DR. SANJAY G. ASRANI, MD

Professor of Ophthalmology at Duke University in Durham, North Carolina, and Director of the Duke Eye Center of Cary and the Duke Glaucoma OCT Reading Center

DR. DONALD BUDENZ, MD MPH

Kittner Family Distinguished Professor and Chairman, Department of Ophthalmology, UNC Chapel Hill School of Medicine

DR. STEVEN MANSBERGER, MD MPH

Vice-Chair, Senior Scientist, and Director of Glaucoma Services and Ophthalmic Clinical Trials for the Devers Eye Institute in Portland, Oregon. Clinical Professor of Ophthalmology at Oregon Health Science University

DR. TOM WALTERS, MD

President of Texan Eye P.A. and Medical Director of Eye LASIK Austin, Advanced Ophthalmic P.A., Keystone Clinical Research

DR. ROBERT N. WEINREB, MD

Distinguished Professor and Chair, Ophthalmology, Director of both the Shiley Eye Institute and the Hamilton Glaucoma Center, holder of the Morris Gleich, MD Chair in Glaucoma, and Distinguished Professor of Bioengineering



Unique Combination of Competencies

Capable of driving NCX 470 development and delivering future pipeline growth



International R&D Management with deep ophthalmology experience



Corporate, Finance and Legal teams have completed multiple transactions, restructuring and financing



Board members with extensive experience in ophthalmology and pharmaceuticals from leading companies



World-recognized Key Opinion Leaders on the Clinical Advisory Board



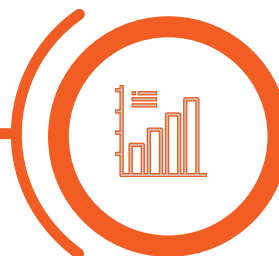
NCX 470

Value Proposition



Novel molecule for intraocular pressure (IOP) lowering, the leading cause of glaucoma

Positive pivotal Phase 3 topline results from the Mont Blanc trial^{1,2,3}



First non-combination product to demonstrate statistical non-inferiority to a prostaglandin analog in a pivotal trial, thereby meeting the efficacy requirements for approval in the U.S.



Large and established market⁴:

\$5.9 billion worldwide

\$1.3 billion prostaglandin analog market in the U.S.




Over \$300 million peak annual global net sales forecast⁵

1. Nicox Press release October 31, 2022
2. Mansberg et al., 2023, World Glaucoma Congress, Abstract # P-339
3. Fechtner et al., 2023, World Glaucoma Congress, Abstract # P-288
4. IQVIA™ Analytics Link 2021
5. Nicox internal estimate – see Press Release July 10, 2023

NCX 470 Leads a Differentiated Ophthalmology Pipeline

Stages of Development

In-house Development Product Candidates	Preclinical	Phase 1	Phase 2	Phase 3	NDA	Marketed	Expected Milestones
	<div></div>	<div></div>	<div></div>	<div></div>	Mont Blanc Trial completed	<div></div>	Exploring commercial partnerships for U.S. and Japan
NCX 470 novel NO-donating bimatoprost¹ Glaucoma & Ocular Hypertension (Ocumension for Chinese & SE Asian markets)	<div></div>	<div></div>	<div></div>	<div></div>	Denali Trial including Safety Extension	<div></div>	Denali topline results expected in 2025
	<div></div>	<div></div>	<div></div>	OCT Trial	<div></div>	<div></div>	Phase 3b initiation expected in 2024
	<div></div>	<div></div>	<div></div>	Episcleral Venous Pressure Trial (Whistler)	<div></div>	<div></div>	Phase 3b initiation expected in H2 2023
NCX 1728 NO-donating PDE5 inhibitor² Retinal Conditions	<div></div>	<div></div>	<div></div>	<div></div>	<div></div>	<div></div>	Nonclinical program on MOA in retinal conditions

Out-Licensed Products & Product Candidates		Preclinical	Phase 1	Phase 2	Phase 3	NDA	Marketed	Current Status
NCX 4251 Dry Eye Disease⁵	China 	<div></div>	<div></div>	<div></div>	<div></div>	<div></div>	<div></div>	Partnered in China. Exploring partnerships outside China ³
VYZULTA® Glaucoma & Ocular Hypertension⁵	Worldwide 	<div></div>	<div></div>	<div></div>	<div></div>	<div></div>	<div></div>	Expected growth in U.S. and international sales
ZERVIAE® Allergic conjunctivitis⁵	United States Harrow Health	<div></div>	<div></div>	<div></div>	<div></div>	<div></div>	<div></div>	Promoted in U.S. ⁴
	Chinese & SE Asian markets 	<div></div>	<div></div>	<div></div>	<div></div>	<div></div>	<div></div>	Chinese NDA approval and launch in 2024

MOA = Mechanism of Action

1. In addition to our Chinese partner, the Company is actively looking for commercial partners in the U.S. and Japan, to maximize the value of NCX 470. The ongoing Denali trial is not financed beyond the current cash runway of June 2024. The topline results date of 2025 for the Denali trial is based on current recruitment rates. New Phase 3b clinical trials concerning NCX 470's dual mechanism of action in IOP lowering and potential beneficial effects of NCX 470 on the retina are planned which are each expected to take one year to complete. 2. Planned costs of nonclinical activities on NCX 1728 are not significant. 3. The net book value of NCX 4251 was decreased to zero (reduction of €15.1 million in 2021 and €11.0 million in H1 2022) in the U.S. due to the additional costs and timings associated with the change in indication, followed by the decision to out-license the product. 4. The net book value of ZERVIAE (€26 million) corresponds mainly to the value of the asset allocated to the Chinese territory, for which the rights were granted to the partner Ocumension. There was an impairment (€12.7 million) to the value in the U.S. in 2021 taking into consideration changes in the U.S. market for topical anti-allergics. 5. The costs of development and commercialization of these products and product candidates are paid by the partner



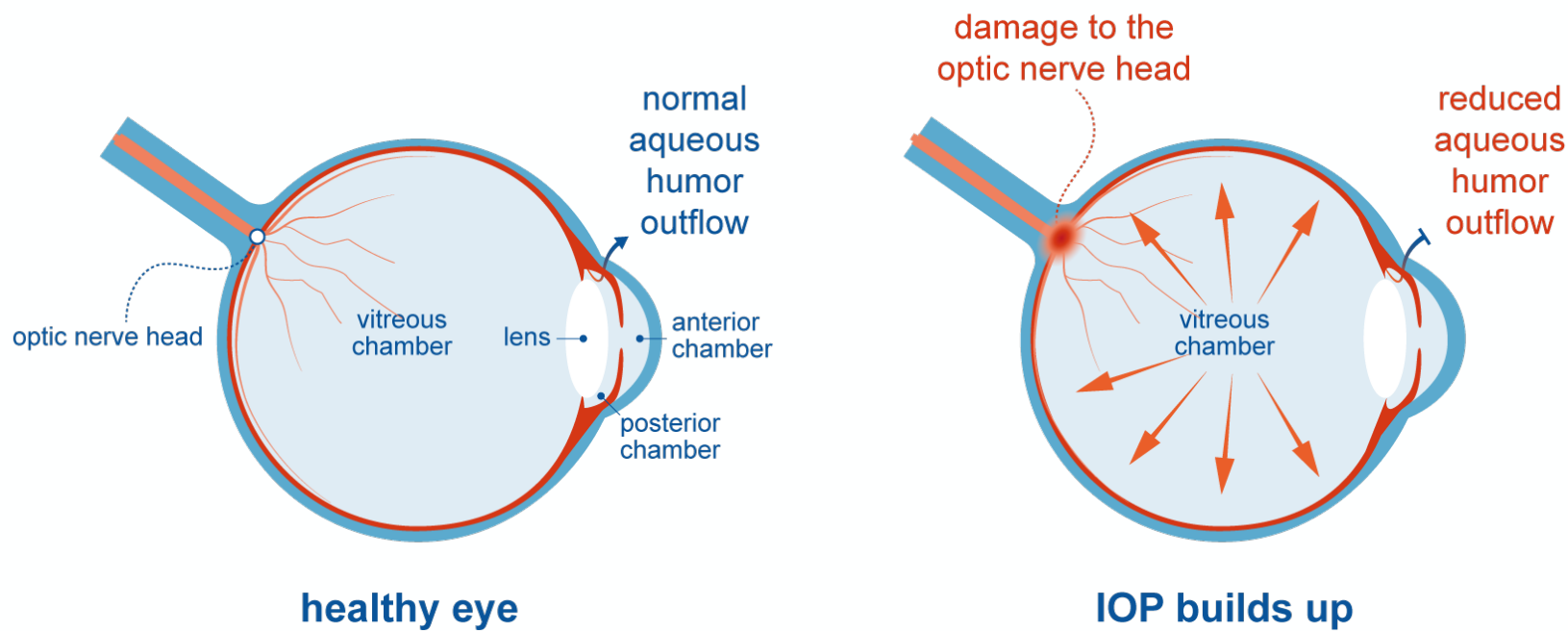
NCX 470

Leveraging the potent intraocular pressure-lowering effects of nitric oxide and prostaglandin analogs for potentially differentiated treatment in glaucoma



Glaucoma Snapshot

Elevated IOP contributes to irreversible optic nerve damage, leading to progressive vision loss



As published in the landmark EMGT study “...each mmHg of decreased IOP was related to an approximately 10% lowering [of risk of vision loss progression]”¹

1. Heijl et al. Reduction of intraocular pressure and glaucoma progression: results from the Early Manifest Glaucoma Trial. Arch Ophthalmol. 2002; 120: 1268-1279



Unmet Medical Need for Glaucoma Treatment

Despite having well established first line therapies, including the standard of care, latanoprost, patients do not react to glaucoma medications in the same way, and therefore eye care professionals need multiple treatment options

40% of patients do not achieve their target IOP on existing monotherapies¹ requiring eye care professionals to adjust or change the medication used

Many patients require >1 medication which leads to compliance issues^{2,3}

Tolerability issues with some medications lead to discontinuations and/or compliance issues⁴

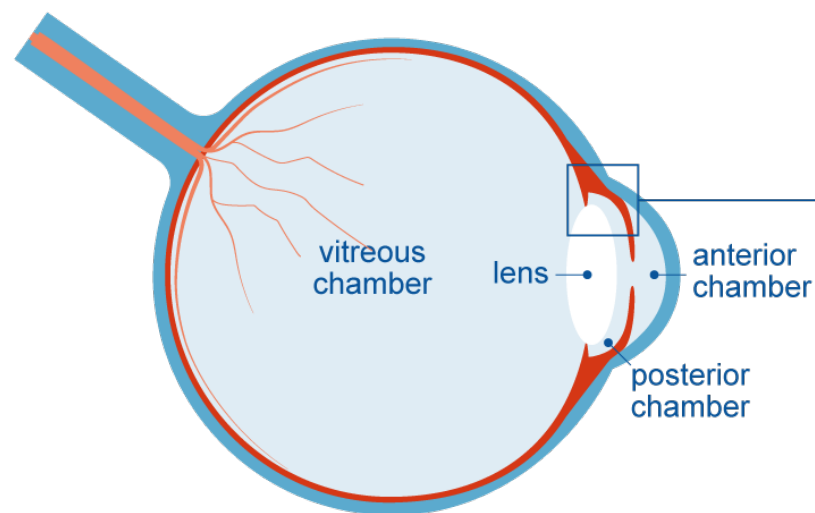
1. Kass et al, Delaying treatment of ocular hypertension: the ocular hypertension treatment study. Arch Ophthalmol, 2010; 128:276-287
2. Robin AL et al, Does adjunctive glaucoma treatment therapy affect adherence to the initial primary therapy? Ophthalmology. 2005; 112:863-868
3. Robin et al, Adherence in glaucoma: Objective measurements of once-daily and adjunctive medication use. Am J Ophthalmol. 2007;144:533-540
4. Beckers HJM et al. Side effects of commonly used glaucoma medications: comparison of tolerability, chance of discontinuation, and patient satisfaction. Graefes Archive for Clinical and Experimental Ophthalmology 2008;246(10):1485-90



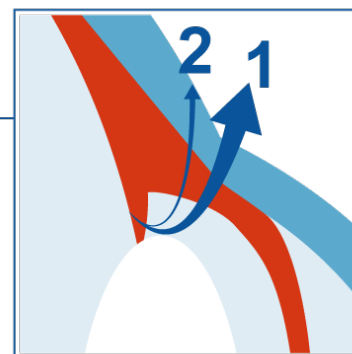
NCX 470 Acts Through A Dual Mechanism¹ for IOP Lowering

Nonclinical optic nerve/retinal damage models also demonstrate potentially beneficial retinal effects²

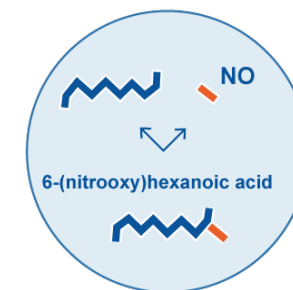
Two pathways for aqueous humor outflow



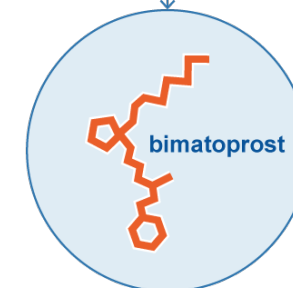

1 Primary or conventional outflow normally accounts for ~60% to 80% of outflow



2 Secondary or uveoscleral outflow normally accounts for ~20% to 40% of outflow



Stimulated by nitric oxide (NO)



Stimulated by prostaglandins (PGAs)



Positive NCX 470 Mont Blanc Topline Results^{1,2,3}

Phase 3 clinical program intended to support planned U.S. & China NDA submissions

Designed to demonstrate safety and efficacy of NCX 470 0.1% vs latanoprost 0.005%, defined by IOP reduction from time-matched baseline at pre-established time points

MONT BLANC: Primary objective of non-inferiority achieved

N=691

56 clinical sites in the U.S. & one site in China

Adaptive study design selected the 0.1%

Second efficacy objective, statistical superiority to latanoprost, was not achieved

NCX 470 was statistically superior to latanoprost in intraocular pressure reduction from baseline at 4 of the 6 timepoints, and numerically greater at all 6

DENALI: Enrolling subjects

N=~670

~80 clinical sites in the U.S. & China

Includes a 12-month safety extension

Jointly conducted and equally financed with Chinese partner Ocumension Therapeutics

Topline results expected in 2025⁴

1. Nicox Press release October 31, 2022
2. Mansberg et al., 2023, World Glaucoma Congress, Abstract # P-339
3. Fechtner et al., 2023, World Glaucoma Congress, Abstract # P-288
4. The topline results date of 2025 for the Denali trial is based on current recruitment rates



Mont Blanc Phase 3 Efficacy Trial Design¹

Designed to evaluate NCX 470 vs. established therapy, latanoprost

Randomized, controlled, double-masked, parallel design trial. Patients with open angle glaucoma or ocular hypertension were randomized 1:1 to once-daily treatment with NCX 470 0.1% or latanoprost 0.005%

Primary Endpoint:

Mean IOP reduction from time-matched baseline at 8 AM and 4 PM at the week 2, week 6 and month 3 visits

Enrollment:

The trial enrolled 691 patients across all arms (including ~30 patients on NCX 470 0.065% in the adaptive design part)



* wash-out period according to the patient's previous IOP-lowering treatment

1. This schematic reflects the dosage arms which continued in the trial and do not include the NCX 470 0.065% dose which was only in the adaptive design portion of the trial



Baseline Characteristics, Demographics and Disposition¹

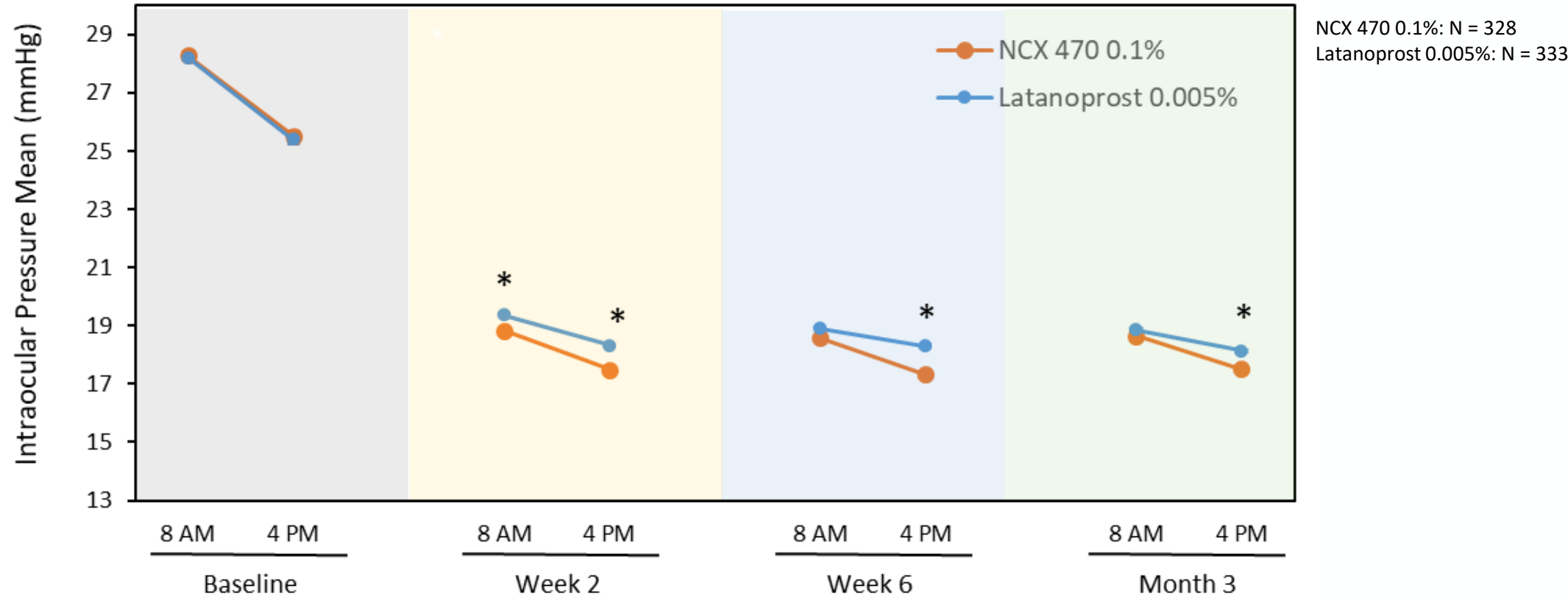
	NCX 470 0.1% N = 328	Latanoprost 0.005% N = 333
Mean Diurnal Baseline (8am+4pm) IOP, mmHg, Study Eye (SD)	26.9 (2.04)	26.8 (2.02)
Gender, n (%)		
Female	200 (61.0%)	188 (56.5%)
Male	128 (39.0%)	145 (43.5%)
Age, Years (SD)	63.6 (10.12)	62.7 (11.73)
Completed the Study	314 (95.7%)	316 (94.9%)
Discontinued Prior to Study Completion	14 (4.3%)	17 (5.1%)
Reasons for Discontinuation		
Adverse Event	8 (57.1%)	6 (35.3%)
Lost to Follow-up	1 (7.1%)	4 (23.5%)
Physician Decision	0	0
Sponsor or IRB Decision	1 (7.1%)	2 (11.8%)
Protocol Violation	0	1 (5.9%)
Withdrawal by Subject	3 (21.4%)	3 (17.6%)
IOP greater than 36 mmHg	0	0
Other	1 (7.1%)	1 (5.9%)

1. This data reflects the dosage arms which continued in the trial and do not include the NCX 470 0.065% dose which was only in the adaptive design portion of the trial



Significant, sustained IOP-lowering effects

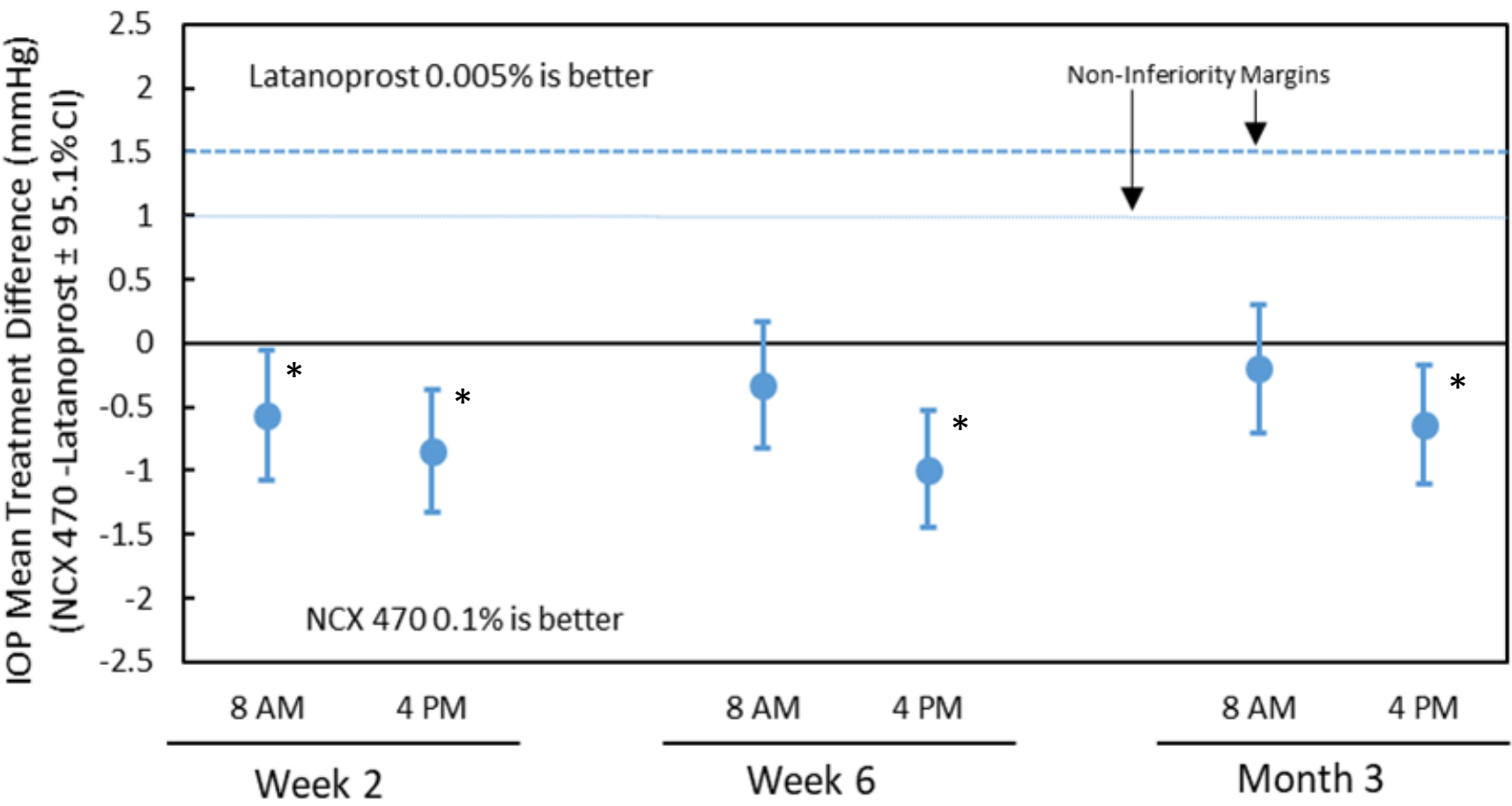
IOP-lowering from baseline was 8.0 to 9.7 mmHg for NCX 470 vs. 7.1 to 9.4 mmHg for latanoprost



* Denotes statistically significant differences vs latanoprost (p<0.049)



NCX 470 0.1% achieved non-inferiority and demonstrated an IOP Lowering greater than Latanoprost 0.005% of up to 1.0mmHg



To be non-inferior, the treatment difference between NCX 470 and latanoprost had to meet BOTH criteria:

- For all 6 timepoints, the upper limit of all confidence intervals (95.1%) were required to be less than or equal to 1.5 mmHg and
- At least 4 of the 6 timepoints were required to be less than or equal to 1.0 mmHg

* Denotes statistically significant differences vs latanoprost (p<0.049)



NCX 470 Topline Results Demonstrate Robust Efficacy and Safety¹

All comparisons are based on NCX 470 0.1% and latanoprost 0.005%

IOP-lowering effect from baseline was 8.0 to 9.7 mmHg for NCX 470 vs. 7.1 to 9.4 mmHg for latanoprost

Statistical non-inferiority was met vs. latanoprost in the primary efficacy analysis

This trial therefore met the efficacy requirements for approval in the U.S.

While NCX 470 failed to meet statistical superiority to latanoprost in a pre-specified secondary efficacy analysis of time-matched change from baseline IOP, NCX 470 was **numerically superior** to latanoprost at all time points and statistically significant ($p < 0.049$) at 4 of 6 timepoints

NCX 470 was well tolerated

The most common adverse event was ocular hyperemia in 11.9% of NCX 470 patients vs. 3.3% of latanoprost patients

There were no ocular serious adverse events and no treatment-related non-ocular serious adverse events

4.3% of patients on NCX 470 discontinued compared to 5.1% on latanoprost

1. This data reflects the dosage arms which continued in the trial and do not include the NCX 470 0.065% dose which was only in the adaptive design portion of the trial



NCX 470 – Ophthalmology Conference Presentations in 2023



1. NCX 470, a Nitric Oxide Donating Bimatoprost, Demonstrates Non-inferiority to Latanoprost in Phase 3 Mont Blanc Clinical Trial. Fechtner et al., 2023, AGS Abstract #232



2. NCX 470, a nitric oxide (NO)-donating bimatoprost, preserves rabbit eyes from biochemical and functional changes associated with endothelin-1 (ET-1)-induced ischemia/reperfusion injury of the optic nerve and retina. Impagnatiello et al., 2023, ARVO Abstract #2580



3. Effects of NCX 470, a Nitric Oxide (NO)-Donating Bimatoprost, in in vitro 3D-Human Trabecular Meshwork (TM) / Schlemm's Canal (SC) Co-Culture Tissue Model. Galli et al., 2023, WGC Abstract # P-337
4. NCX 470, a Nitric Oxide Donating Bimatoprost versus Latanoprost has Greater Proportion of Subjects Achieving ≥ 10 mmHg IOP Decrease in Phase 3 Trial. Mansberg et al., 2023, WGC Abstract # P-339
5. NCX 470, a Nitric Oxide Donating Bimatoprost Compared with Latanoprost - Adaptive Design Period Results from the Phase 3 Mont Blanc Clinical Trial. Fechtner et al., 2023, WGC Abstract # P-288

Posters are available on the “Publications” section of www.nicox.com



Retinal Benefits: A Potential Differentiator for NCX 470

Elevated IOP is the main risk factor in glaucoma, however a variety of IOP-independent risk factors, including ischemia, contribute to damage of the optic nerve head and the retina, ultimately causing vision loss

Initial exploratory studies generated encouraging results

Exploratory nonclinical studies in a well-defined model with optic nerve head and retina damage (ET-1-induced ischemia/reperfusion) investigated the NCX 470 effects beyond IOP lowering

The results suggest that NCX 470 improves ocular perfusion and retinal function in damaged eyes compared to vehicle^{1,2} and to Lumigan^{®2} and may therefore have protective properties for the retina

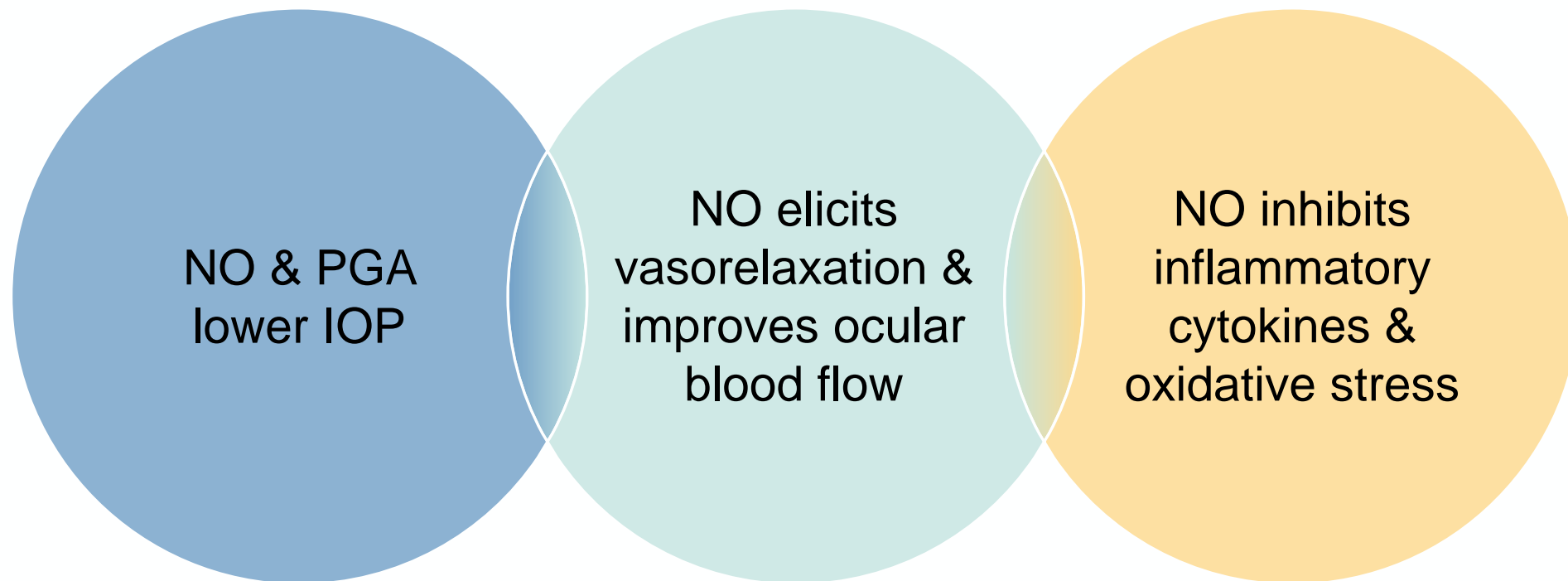
Next Steps

Targeted Phase 3b clinical trials are planned to further explore NCX 470's dual mechanism of action (NO and PGA) in IOP lowering and potential benefits on the retina, beyond its IOP lowering properties

1. Bastia et al., J Ocul Pharmacol Ther. 2022, 38: 496-504;
2. Impagnatiello et al. ARVO 2023, abstract # 25802580



Why Nitric Oxide Could Generate Retinal Benefits



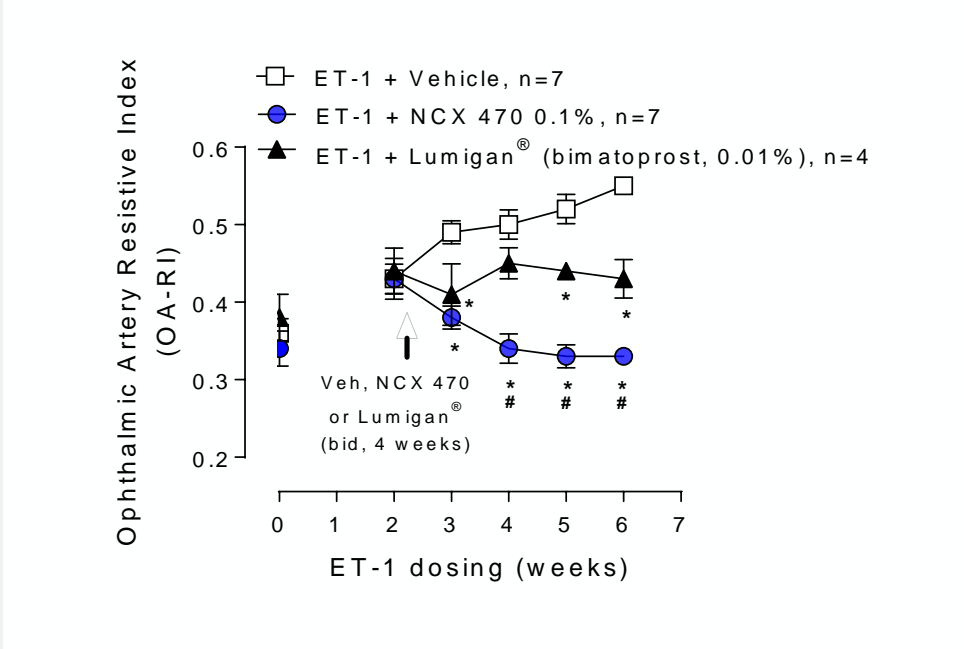
Retinal benefits



NCX 470 Shows Retinal Cell Protection in a Nonclinical Model^{1,2}

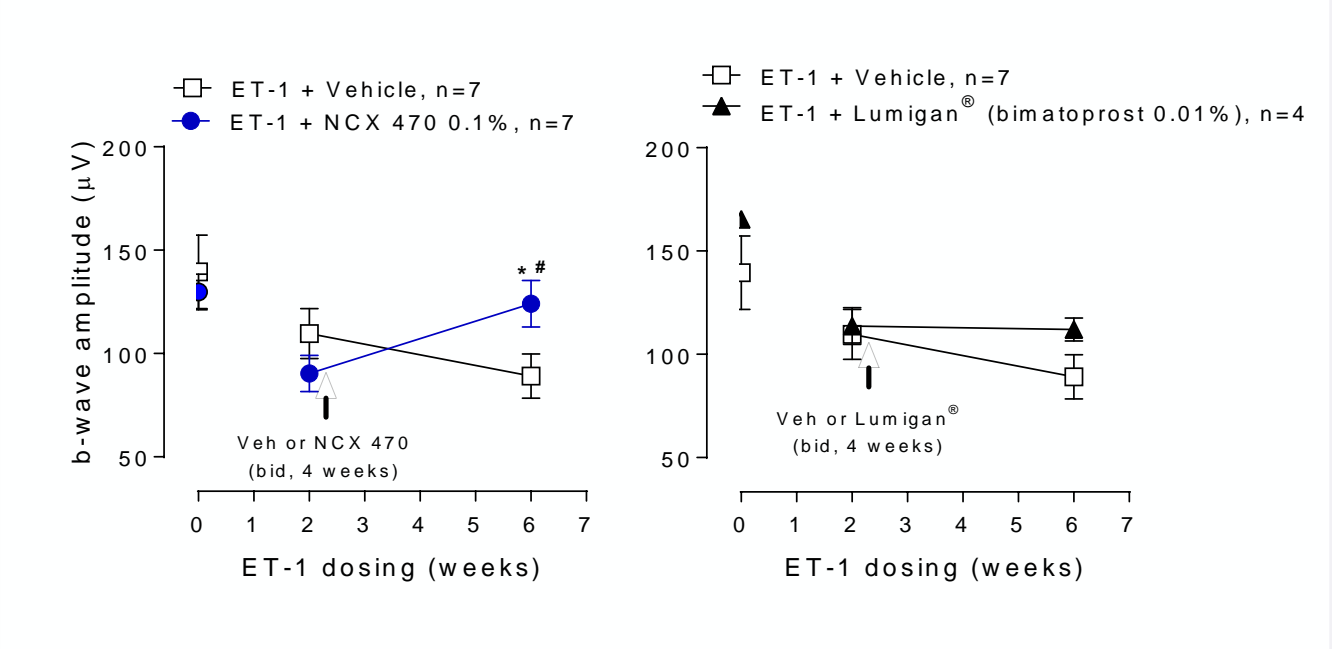
Improved ocular perfusion and retinal function in damaged eyes – head-to-head study vs. Lumigan®

Ocular hemodynamics (Echo-doppler - Ophthalmic artery)



Detrimental effect of ET-1 on ophthalmic artery hemodynamics reversed in eyes receiving NCX 470. Lumigan® only was only partially effective

Retinal function (Scotopic Electroretinogram - rod/cone responses)



Photoreceptor response decline induced by ET-1 was almost completely reversed in eyes treated with NCX 470. Lumigan® had no significant effect

* p<0.05 vs. vehicle at the same time point, # p<0.05 vs. Lumigan® Student's t-test

1. Bastia et al., J Ocul Pharmacol Ther. 2022, 38: 496-504;
2. Impagnatiello et al. ARVO 2023, abstract # 2580



Planned Phase 3b Trials to Further Evaluate NCX 470

Episcleral Venous Pressure Trial (Whistler): Nitric oxide has been shown to induce vasodilation. NCX 470's ability to lower episcleral venous pressure as well as enhance outflow through the trabecular meshwork will be evaluated in a clinical trial

OCT Trial: Retinal blood vessel density will be studied in a separate clinical trial using Optical Coherence Tomography (OCT)-angiography to fully understand the potential effects on retinal blood flow

Together, these trials are designed to validate NCX 470's dual mechanism of action (NO and PGA) in IOP lowering in humans and potentially demonstrate some of the beneficial effects on the retina that have been observed in nonclinical models.



NCX 1728

Novel class of molecules for retinal conditions



NCX 1728: Lead Compound in a New Class of NO-donating Molecules

Combining NO-release with PDE5 Inhibition

MOA for this novel class of molecules is based entirely on NO-mediated activity

NO-mediated effects are enhanced and prolonged by concomitant phosphodiesterase-5 (PDE5) inhibition within the same molecule

Potential in retinal conditions

NO plays a pivotal role in ocular blood flow which may be beneficial in a number of retinal conditions where dysfunctional ocular perfusion and neovascularization are key features in disease progression

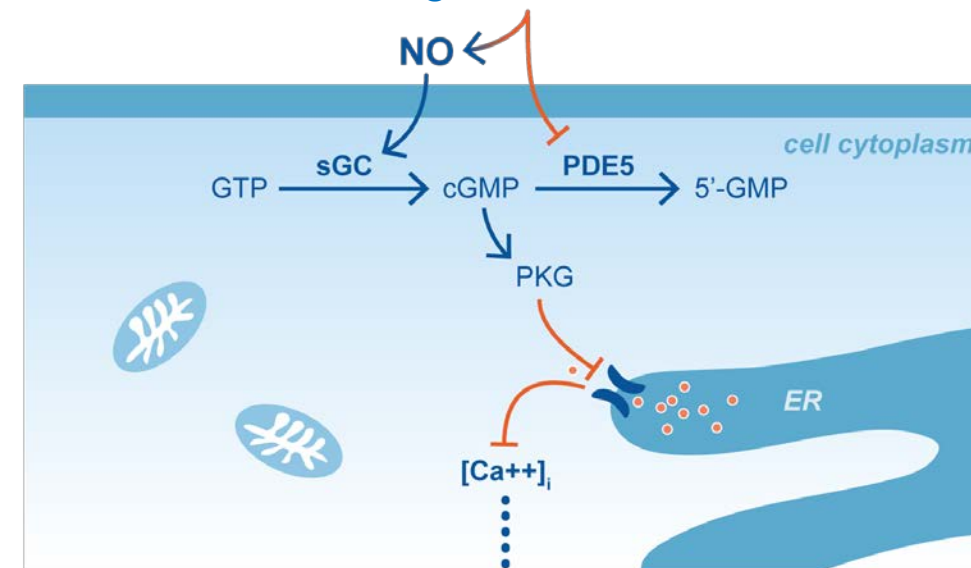
Nonclinical program focused on evaluating MOA

Nonclinical studies underway to further explore therapeutic potential of this molecule and its efficacy in disease progression

MOA = Mechanism of Action
sGC = soluble guanylate cyclase
PKG = protein kinase G
Ca⁺⁺ = Calcium

GTP = guanosine triphosphate
cGMP = cyclic guanosine monophosphate,
ER = endoplasmic reticulum

NO-donating PDE5 inhibitor



Muscle cell relaxation

- Vasorelaxation
- Enhancement of ocular blood flow
- Ocular tissues oxygenation
- Sparring of ONH & retinal damage



NCX 4251

Novel treatment with unique mode of application in dry eye disease



NCX 4251: Novel Approach to Dry Eye Disease

Novel corticosteroid presentation leverages Nicox's unique formulation expertise

Novel, patented ophthalmic nanocrystal suspension of fluticasone propionate, a well-established corticosteroid. Fluticasone has 10x affinity for the glucocorticoid receptor vs. dexamethasone, commonly used in ophthalmology

Planned to be the first topical ophthalmic fluticasone product, a two-week, once-daily treatment leveraging Nicox's proprietary formulation technology

Targeting dry eye disease, a \$3.4 billion prescription market in the U.S.

Eye Care Professionals require improved short-term treatment for flares and bridging to chronic therapy

Unique delivery device applies drug directly to the eyelid margin, potentially reducing steroid side-effects

Phase 2 trial supports potential clinical utility in dry eye disease

Post-hoc analysis of 224-subject Mississippi Phase 2b trial showed a statistically and clinically significant reduction in dry eye symptoms versus placebo

Alignment with U.S. FDA on a 505(b)(2) development path for NCX 4251 in dry eye disease

Partnered in China and currently looking for partnerships outside of China to advance development

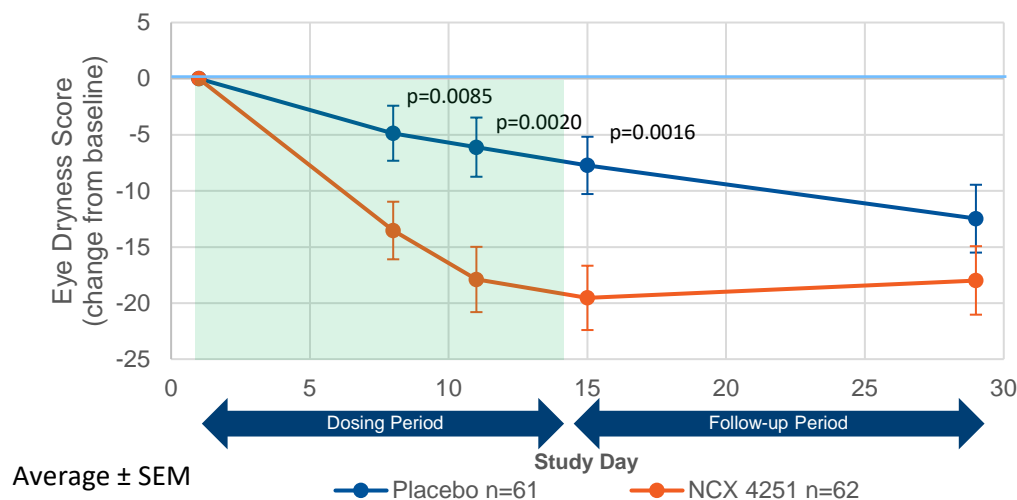


Mississippi¹: Phase 2b Post-Hoc Results Puts Dry Eye Disease in Sight



Unique eyelid margin application
designed to minimize
corticosteroid-induced ocular
adverse events

Post-Hoc Eye Dryness



Reduction from baseline in eye dryness score² in patients with inferior corneal fluorescein staining score of ≥ 2

Overall Summary – The trial evaluated NCX 4251 in patients with acute exacerbations of blepharitis. NCX 4251 was found to be safe and well tolerated over 14 days with no serious adverse events (all events in the NCX 4251 arm were mild). Topline results of the trial did not meet primary endpoint

Post-hoc results from the trial suggest NCX 4251 may be effective in dry eye disease:

- Patients with a baseline score of ≥ 2.0 (on a scale of 0 to 4) for fluorescein staining demonstrated a statistically significant difference in change from baseline vs. placebo for eye dryness score and several other symptoms

1. Mississippi: U.S. Multi-Center, Randomized, Double-Masked, Placebo-Controlled, Phase 2b Study Evaluating the Safety and Efficacy of NCX 4251 Ophthalmic Suspension, 0.1% QD for the Treatment of Acute Exacerbations of Blepharitis, ClinicalTrials.gov Identifier: NCT04675242
2. Eye dryness measured on a visual analog scale (0 to 100)



Nicox Corporate



Mont Blanc Phase 3 Results May Bring NCX 470 Closer to U.S. Approval

Glaucoma:
An established
\$5.9Bn worldwide,
\$2.9Bn U.S. market¹

Approximately 3 million patients in the U.S. with open angle glaucoma²

First line, prostaglandin-based therapies represent a \$1.3 billion opportunity in the U.S. alone¹
40% of patients on existing monotherapies fail to reach target IOP, risking disease progression and vision loss

**Positive Phase 3
results are a major
milestone for Nicox**

First Phase 3 trial demonstrated non-inferiority of NCX 470 to latanoprost³

Statistical superiority to latanoprost was not achieved. However, NCX 470 was statistically superior to latanoprost in IOP reduction from baseline at 4 of the 6 timepoints, and numerically greater at all 6 timepoints

**Next Steps on the
path to NDA
submission**

Complete enrollment in the ~670 subjects/~80 sites (U.S.& China) Denali Phase 3 trial
Denali topline results expected in 2025⁴

1. IQVIA Analytics Link 2021

2. <https://www.cdc.gov/features/glaucoma-awareness/index.html>

3. Nicox Press Release October 31, 2022

4. The topline results date of 2025 for the Denali trial is based on current recruitment rates



Current and Future Potential Revenue Through Partnerships

NCX 470  Exploring commercial partnerships for both the U.S. and Japan

Potentially differentiated treatment for IOP lowering

Annual global net sales could exceed \$300 million within 8 years of launch in China and the U.S.¹

NDA in U.S. and China expected to be filed after Denali clinical trial results in 2025

Nicox to receive 6% to 12% royalties on future net sales² in China and Southeast Asia

Ocumension pays 50% of the Denali Phase 3 clinical trial costs

VYZULTA 

First eye drop for glaucoma approved in 20 years with a novel approach to reduce IOP

Launched in U.S. in 2017 with continued prescription growth; marketed in >15 countries and territories

\$5 million net milestone payable to Nicox at \$100 million net sales

Nicox receives 6% to 12% net³ royalties on global sales

ZERVIAE  Harrow Health

First and only eye drop formulation of cetirizine for allergic conjunctivitis

NDA submitted in China by Ocumension⁴; approval and launch expected in 2024

Potential for up to \$17.2 million in sales milestones plus 5% to 9% royalties on annual net sales which are forecast by Ocumension to exceed \$100 million within 7 years

Commercialized by Harrow Health, Inc. in the U.S.

1. Nicox Press release of July 10, 2023

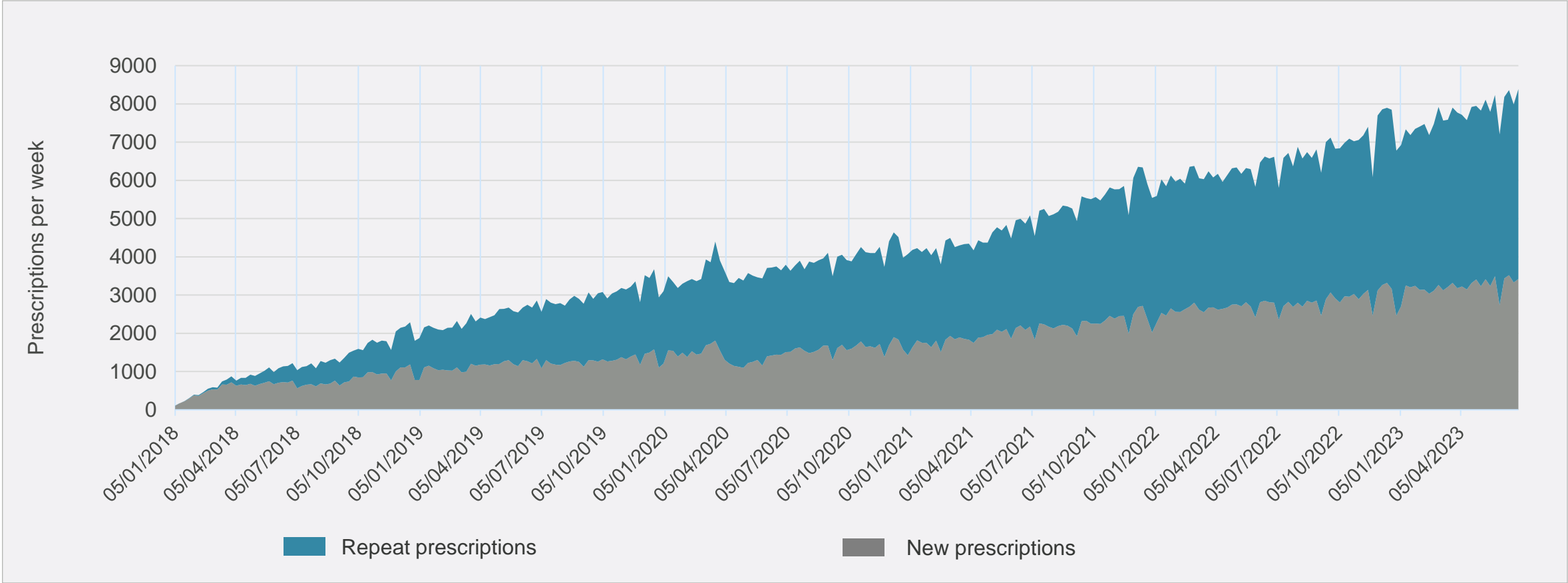
2. Ocumension has rights in Chinese, Southeast Asian markets and Korea

3. Net of royalties payable to Pfizer, per the terms of the contract signed with Pfizer in August 2009

4. Ocumension has rights in Chinese and Southeast Asian markets



VYZULTA® - Prescription Growth





Financial Highlights

Cash balance expected to support current operations through June 2024

Estimated Financial Position and Ownership as of June 30, 2023¹

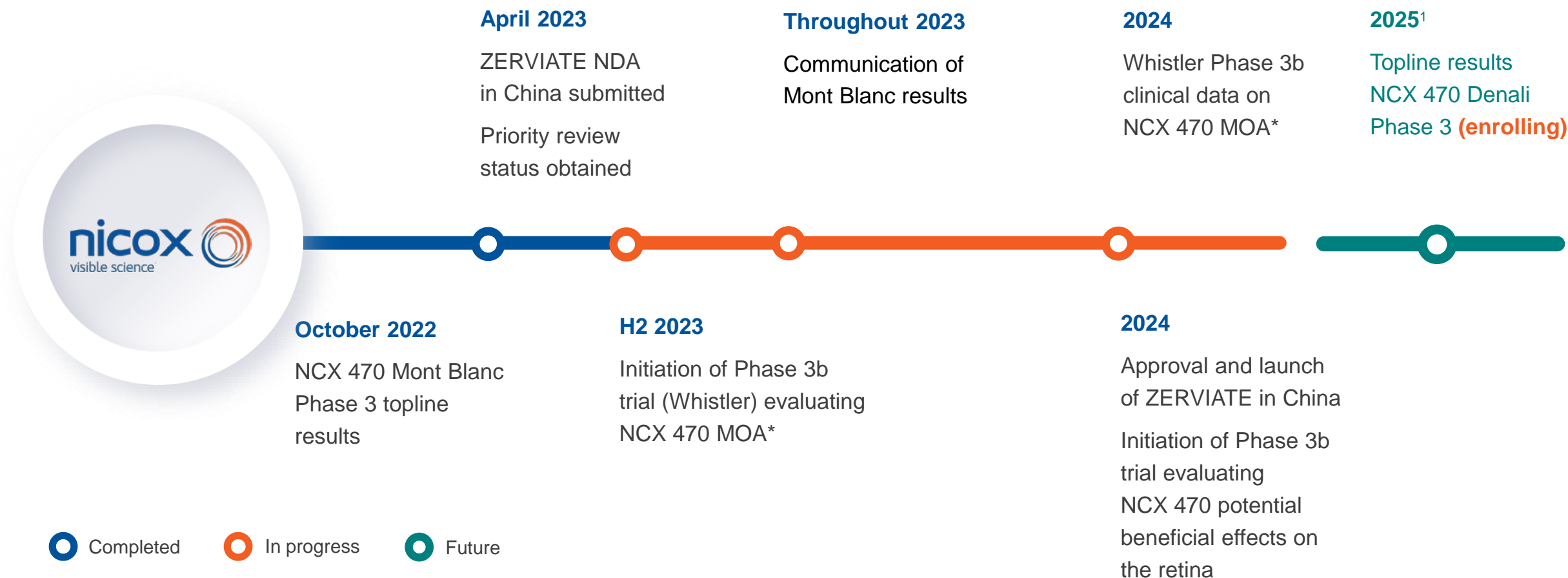
Cash, Cash Equivalents	€19.0 million
Long term debt ²	€21.6 million
Cash runway ³	June 2024
Outstanding Shares ⁴	50.1 million
Management and Employees Ownership ⁵	<2%
Key Institutional Investors	HBM Healthcare Investments (Cayman) 4%
Bryan Garnier	Eric Yoo
Edison Investment Research	Pooya Hemami
H.C. Wainwright	Yi Chen

1. Figures non audited. 2. Includes Kreos Capital bond financing agreement (€18.8 million), a non-dilutive loan facility credit agreement (€1.6 million) guaranteed by the French state related to the COVID-19 pandemic and (€1.2 million) of present value attributed to the put option granted in the November 2022 equity financing. In the case of a merger by acquisition (fusion par absorption), merger (fusion par création d'une nouvelle société), division (scission), or a change of control within the meaning assigned in article L.233-3 I of the French commercial code (Code de commerce) where the consideration for such transaction is Nicox shares at a value of less than €1.70, the exercise price of the warrants, Armistice can request that Nicox purchases the warrants granted to Armistice at their Black Scholes value (using pre-defined terms). 3. Based exclusively on the development of NCX 470. 4. Existing outstanding shares as of June 30, 2023. 5. To the best of our knowledge, based on issued share capital as of June 30, 2023



Value-Creating Milestones

Building a high-value ophthalmology pipeline



* MOA = Mechanism of Action

1. The topline results date of 2025 for the Denali trial is based on current recruitment rates

Nicox S.A.

Drakkar 2 – Bât. D
2405 Route des Dolines
06560 Valbonne, France
T: +33 (0)4 97 24 53 00
F: +33 (0)4 97 24 53 99

Nicox Research Institute S.r.l.

Via Ariosto 21
20091 Bresso
Milano, Italy
T: +39 02 61 03 61
F: +39 02 61 03 64 30

Nicox Ophthalmics, Inc.

4819 Emperor Blvd. Suite 400
Durham, NC 27703, U.S
T. +1 984 710 5354