

Nicox Corporate Presentation

An international ophthalmology company
developing innovative solutions to help maintain
vision and improve ocular health

February 24, 2026

Forward-Looking Statements

This document has been prepared by Nicox SA and may not be reproduced or distributed, in whole or in part. The information contained in this document has not been independently verified and no representation, warranty or undertaking, expressed or implied, is made as to, and no reliance should be placed on, the fairness, accuracy, completeness or correctness of the information or opinions contained herein.

The information contained in this document may be modified without former notice. This information includes forward-looking statements. Such forward-looking statements are not guarantees of future performance. These statements are based on current expectations or beliefs of the management of Nicox SA and are subject to a number of factors and uncertainties that could cause actual results to differ materially from those described in the forward-looking statements. Nicox SA and its affiliates, directors, officers, employees, advisers or agents, do not undertake, nor do they have any obligation, to provide updates or to revise any forward-looking statements.

None of Nicox SA nor any of its affiliates, directors, officers, employees, advisers or agents, shall have any liability whatsoever (in negligence or otherwise) for the use of these materials by any person or for any loss arising from any use of this document or its contents or otherwise arising in connection with this document. It is not the purpose of this document to provide, and you may not rely on this document as providing, a complete or comprehensive analysis of the Company's financial or commercial position or prospects.

This document is not intended for potential investors and does not constitute or form part of, and should not be construed as, an offer or the solicitation of an offer to subscribe for or purchase securities of the Company, and nothing contained herein shall form the basis of or be relied on in connection with any contract or commitment whatsoever.

Risk factors which are likely to have a material effect on Nicox SA's business are presented in section 3 of the "*Rapport Annuel 2024*" and in section 4 of the "*Rapport Semestriel 2025*" which are available on Nicox SA's website (www.nicox.com).

This presentation may contain links or references to websites operated by other parties. The linked sites are not under the control of Nicox SA, and Nicox SA is not responsible for the data protection strategies or the content available on any other Internet sites linked from our website. Such links do not imply Nicox SA's endorsement of material on any other site, and Nicox SA disclaims all liability with regard to your access to such linked websites. Nicox SA provides links to Internet sites as a convenience to users, and access to any Internet sites linked to or mentioned in this presentation is at your own risk.

Nicox at a glance

Revenue-generating ophthalmology biotech developing sight-saving therapies

Late-stage program
in glaucoma with
NDA¹ filing targeted
for summer 2026



Commercial-stage
assets and R&D
collaborations
already in place



Global reach
with top-tier
worldwide
licensees



Significant market
opportunity: 80 mn
glaucoma patients
worldwide²



1. New Drug Application
2. World Glaucoma Association website: [World Glaucoma Association » What is glaucoma?](#)

Corporate highlights

A Proven Track Record

Two commercialized products in the U.S., one in China

Deals in the U.S., Japan, China, and globally with Tier 1 companies

Strategic Transaction Capability

Corporate team with significant transaction and financing experience

Exploring future growth opportunities

NCX 470 : two positive Phase 3 trials

Positive pre-NDA meeting held in preparation for submission to U.S. FDA summer 2026

Global partnerships with Kowa and Ocumension Therapeutics

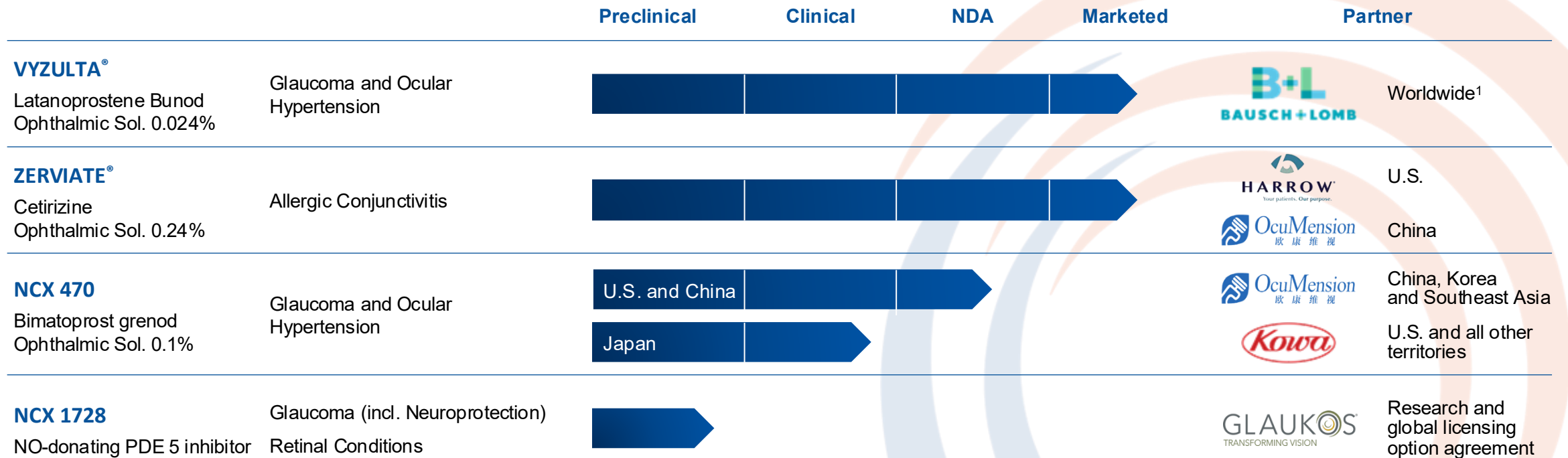
Large Potential Market for NCX 470

~\$7 bn worldwide glaucoma market

Successful track record of VYZULTA® under partnership with Bausch + Lomb

Nicox Portfolio: Track Record of Ophthalmology Innovation

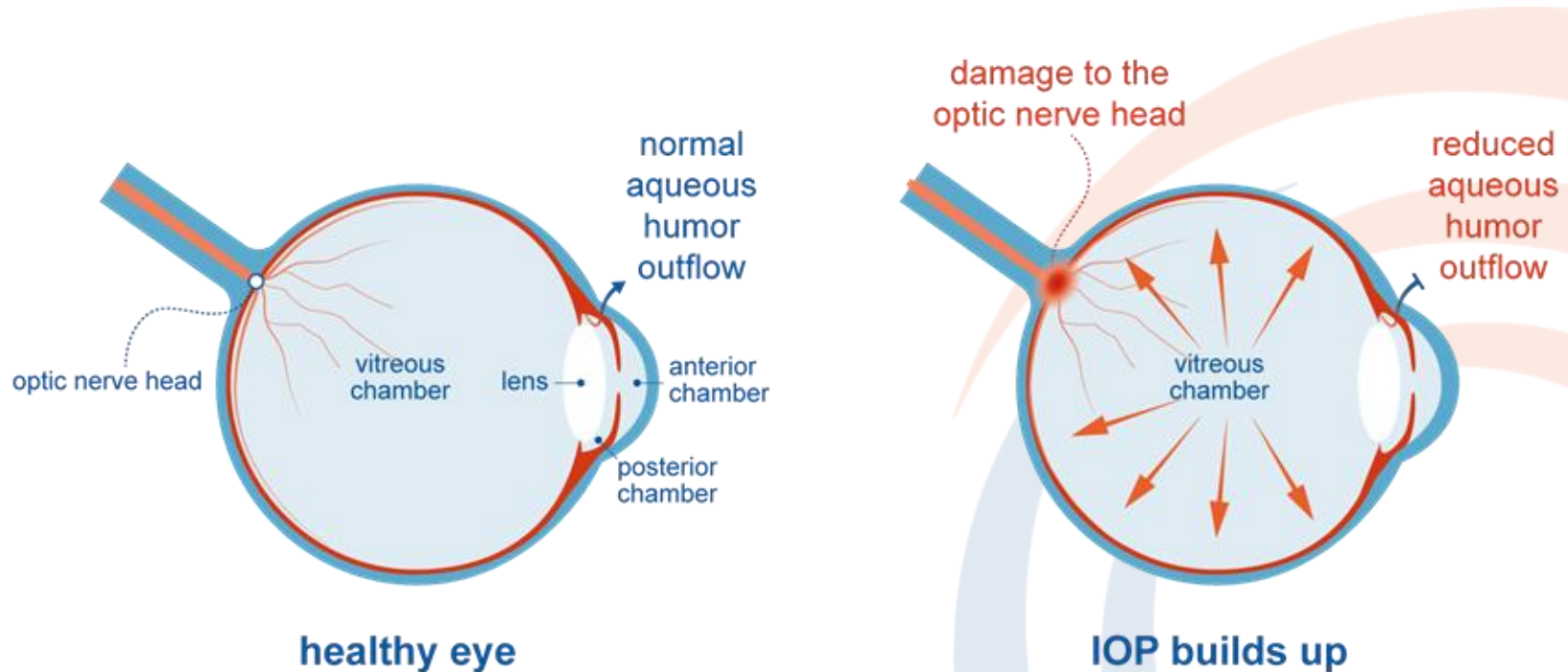
Near Term Value through NCX 470, a Derisked Product Candidate with Global Potential



1. Revenue sold to Soleus Capital in October 2024

Glaucoma: a Significant Worldwide Ophthalmic Disease

Elevated IOP¹ Contributes to Irreversible Optic Nerve Damage, Leading to Progressive Vision Loss



As published in the landmark EMGT study “...each mmHg of decreased IOP was related to an approximately 10% lowering [of risk of vision loss progression]”²

1. Intraocular Pressure
2. Heijl et al. Reduction of intraocular pressure and glaucoma progression: results from the Early Manifest Glaucoma Trial. Arch Ophthalmol. 2002; 120: 1268-1279

Unmet Medical Needs for Glaucoma Treatment

Despite having well established first-line therapies, including the standard-of-care, latanoprost, patients do not react to glaucoma medications in the same way, and therefore ophthalmologists need multiple treatment options

40% of patients do not achieve their target IOP on existing monotherapies¹ requiring ophthalmologists to adjust or change the medication

Many patients require >1 medication which leads to compliance issues^{2,3}

Tolerability issues with some medications lead to discontinuations, patient management issues, and/or compliance issues⁴

1. Kass et al, Delaying treatment of ocular hypertension: the ocular hypertension treatment study. *Arch Ophthalmol*, 2010; 128:276-287
2. Robin AL et al, Does adjunctive glaucoma treatment therapy affect adherence to the initial primary therapy? *Ophthalmology*. 2005; 112:863-868
3. Robin et al, Adherence in glaucoma: Objective measurements of once-daily and adjunctive medication use. *Am J Ophthalmol*. 2007;144:533-540
4. Beckers HJM et al. Side effects of commonly used glaucoma medications: comparison of tolerability, chance of discontinuation, and patient satisfaction. *Graefes Archive for Clinical and Experimental Ophthalmology* 2008;246(10):1485-90

NCX 470 highlights and market



- **Novel, fast acting molecule** demonstrating best-in-class IOP lowering efficacy of up to 10mmHg from baseline
- **Positive pivotal Phase 3 topline results** from the Mont Blanc¹ and Denali² trials – NDA ready
- Preclinical data suggests potential benefits in **retinal protection**³
- Large and established glaucoma drug market⁴: **~\$7 billion** worldwide, potential to reach \$11 to \$13 billion after 2030, over **80 million patients**

1. Nicox Press Release October 31, 2022

2. Nicox Press Release August 21, 2025

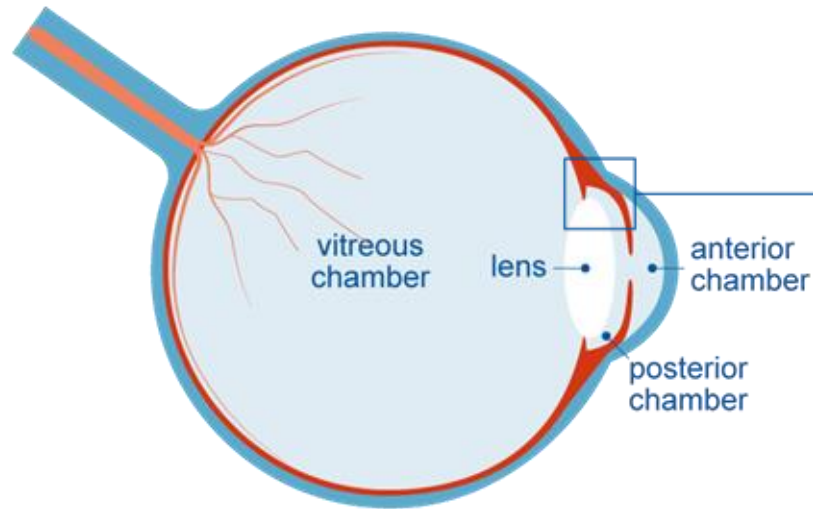
3. S Gambellone et al. 2023 NCX 470 Exerts Retinal Cell Protection and Enhances Ophthalmic Artery Blood Flow After Ischemia/Reperfusion Injury of Optic Nerve Head and Retina Translational Vision Science & Technology September 2023, Vol.12, 22

4. [Antiglaucoma Drug Market Size, Trends, Growth Report 2034; Glaucoma Therapeutics Market Report by Drug Class \(Prostaglandin Analogs, Beta Blockers, Alpha Adrenergic Agonists, Carbonic Anhydrase Inhibitors, Combination Drugs, and Others\), Indication \(Open Angle Glaucoma, Angle Closure Glaucoma, and Others\); Glaucoma Therapeutics Market Size, Growth, Analysis - 2023](#)

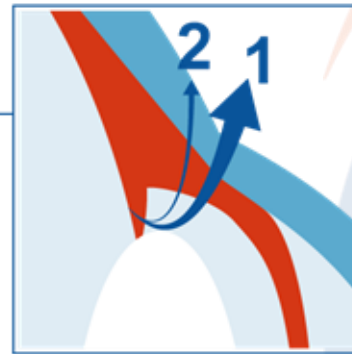
NCX 470 Lowers IOP via a Validated¹ Dual Mechanism Pathway

Clinically Validated in Two Phase 3 trials, and Dual Mechanism Proven in a Phase 3b

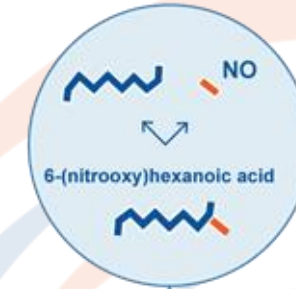
Two Pathways for Aqueous Humor Outflow



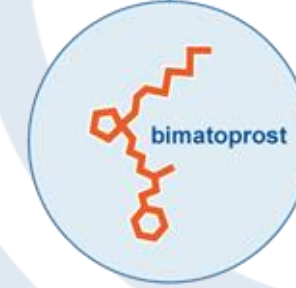
1 Primary or conventional outflow normally accounts for ~60% to 80% of outflow



2 Secondary or uveoscleral outflow normally accounts for ~20% to 40% of outflow



Stimulated by nitric oxide (NO)



Stimulated by prostaglandins (PGAs)

1. Whistler Phase 3b trial

NCX 470 Preparing for NDA submission in U.S. and China



- Positive pre-NDA meeting held with U.S. FDA
- Chinese NDA expected to be submitted shortly after the U.S. submission
- Composition of matter patent to 2029, with potential for extension to 2034 in the United States, and formulation patent to 2039
- Additional marketing exclusivity may be available based on the status as a New Chemical Entity

NCX 470 Clinical Program

Primary objective of non-inferiority met, supporting NDA submission



Image for illustrative purposes only

Mont Blanc¹

N = 691

56 clinical sites in the U.S. & one site in China

Adaptive design selected the 0.1% concentration

Denali²

N = 696

65 clinical sites in the U.S. & 25 in China

Included a safety extension period from 6 months through to 12 months

Jointly conducted and equally financed with Chinese partner Ocumension Therapeutics

Phase 3 studies were designed to demonstrate safety and efficacy of NCX 470 0.1% vs. latanoprost 0.005%.

The reduction of IOP from time-matched baseline was evaluated at pre-established time points.

Supportive data was also generated in the Phase 2 Dolomites trial and the Phase 3b Whistler trial.

1. MONT BLANC: Nicox Press release October 31, 2022
2. DENALI: Nicox Press Release August 21, 2025

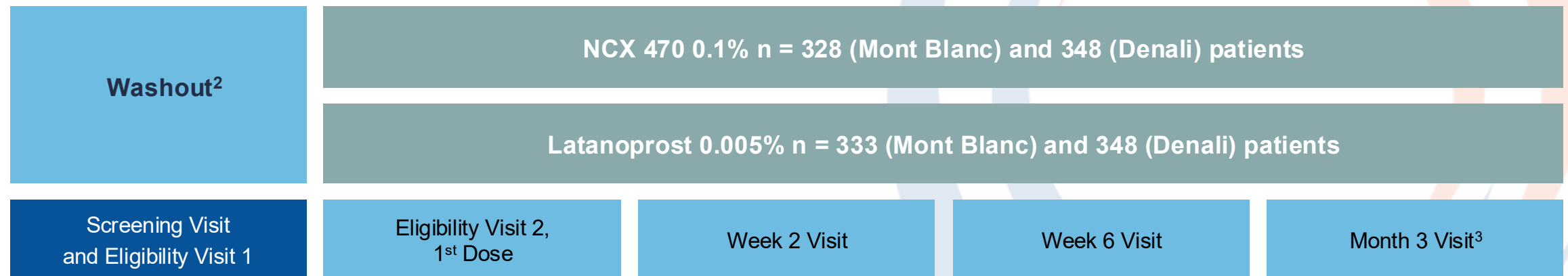
NCX 470 Phase 3 Trial Design¹ – Efficacy Assessment Period

NCX 470 vs. standard of care, Latanoprost

Randomized, controlled, double-masked, parallel design trial. Patients with open angle glaucoma or ocular hypertension were randomized 1:1 to once-daily treatment with NCX 470 0.1% or latanoprost 0.005%

Primary Endpoint: Mean IOP reduction from time-matched baseline at 8 AM and 4 PM at the week 2, week 6 and month 3 visits

Enrollment: The trials enrolled 691 patients (Mont Blanc: up to 3 months on treatment) and 696 patients (Denali: up to 12 months on treatment) across all arms (including ~30 patients on NCX 470 0.065% in the adaptive design part of Mont Blanc). Both trials included sites in U.S. and China

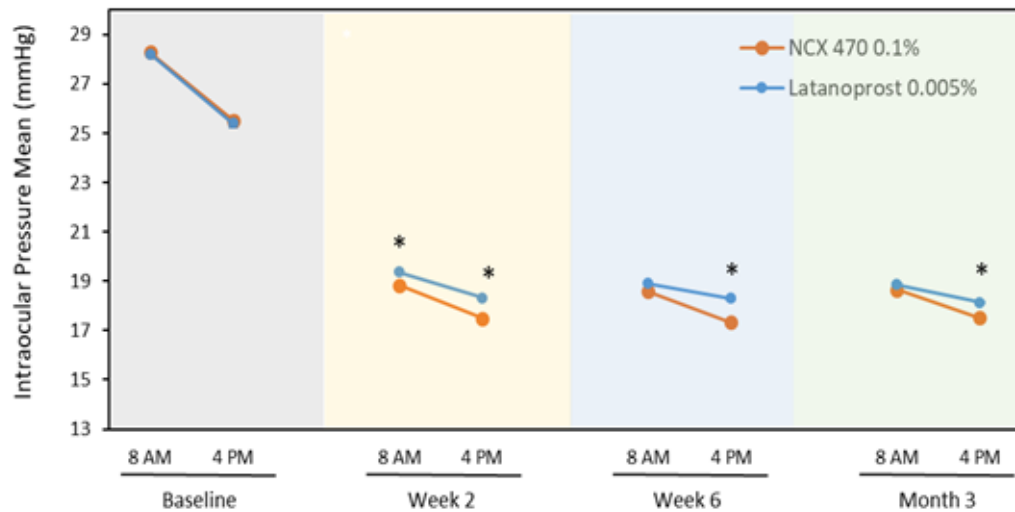


1. This schematic reflects the dosage arms which continued in the trial and do not include the NCX 470 0.065% dose which was only in the adaptive design portion of the Mont Blanc trial
2. Wash-out period according to the patient's previous IOP-lowering treatment
3. Measurement of the primary endpoint. All Denali subjects continued to 6 months, and a portion to 12 months, in the safety extension

Rapid and Sustained IOP-Lowering Effects

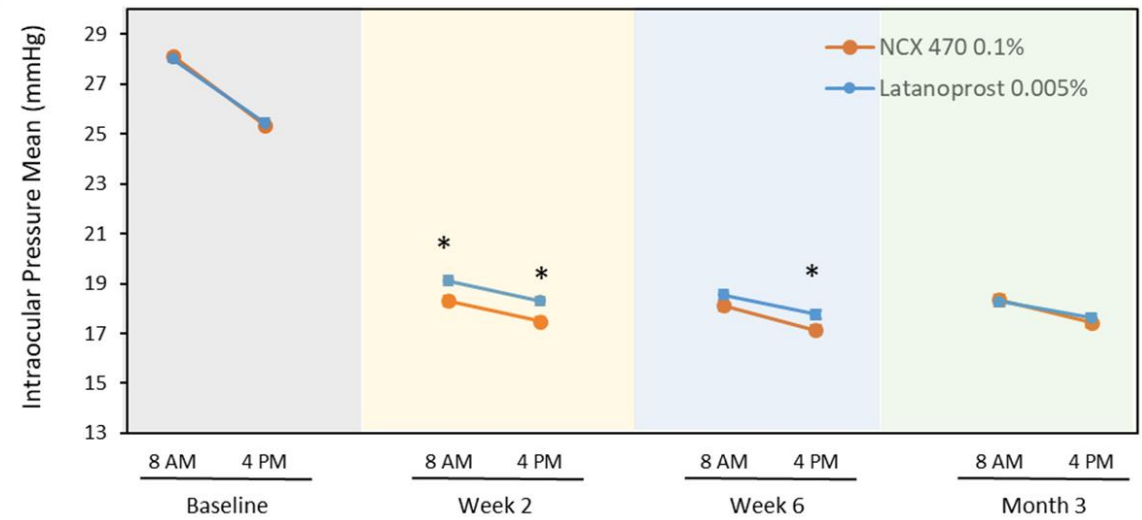
Demonstrated in two Phase 3 studies

Mont Blanc¹



- NCX 470 0.1%: N = 328 Latanoprost 0.005%: N = 333
- IOP-Lowering from Baseline was 8.0 to 9.7 mmHg for NCX 470 vs. 7.1 to 9.4 mmHg for latanoprost
- 4 out of 6 timepoints significantly lower than latanoprost

Denali²



- NCX 470 0.1%: N = 348 Latanoprost 0.005%: N = 348
- IOP-Lowering from Baseline was 7.9 to 10.0 mmHg for NCX 470 vs. 7.1 to 9.8 mmHg for latanoprost
- 3 out of 6 timepoints significantly lower than latanoprost

* Denotes statistically significant differences vs latanoprost (p<0.049 for Mont Blanc, p<0.05 for Denali)

NCX 470 Phase 3 Results Confirm Robust Efficacy^{1,2,3}

Based on Topline Results from both Pivotal Trials⁴

- IOP-lowering effect from baseline was **7.9 - 10.0 mmHg for NCX 470** vs. 7.1 to 9.8 mmHg for latanoprost in the trials.
- **Statistical non-inferiority was met vs. latanoprost** in the primary efficacy analysis of both trials. These trials therefore met the efficacy requirements for approval in the U.S. and China.
- **NCX 470 reduced IOP significantly** at 4/6 timepoints in Mont Blanc ($p < 0.049$) and 3/6 in Denali ($p < 0.05$), though the secondary endpoint of overall superiority to latanoprost was not achieved.
- IOP reduction for NCX 470 vs. latanoprost was **numerically greater at 6 out of 6 timepoints** in Mont Blanc and **5 out of 6 timepoints** in Denali.

1. Data from Mont Blanc reflects the dosage arms which continued in the trial and do not include the NCX 470 0.065% dose which was only in the adaptive design portion of the trial.
2. Fechtner et al, American Journal of Ophthalmology, 2024, 264:66-74
3. Nicox Press Release, August 21, 2025
4. All comparisons are based on NCX 470 0.1% and Latanoprost 0.005%

NCX 470 Well Tolerated in Both Phase 3 Trials^{1,2,3}

No ocular or non ocular serious adverse events related to NCX 470

	Mont Blanc		Denali	
	NCX 470	Latanoprost	NCX 470	Latanoprost
	Ocular Hyperemia		Conjunctival Hyperemia	
Hyperemia (most common adverse effect)	11.9%	3.3%	22.0%	9.2%
Low discontinuation rate	4.3%	5.1%	10.1%	6.6%
Rate of discontinuation due to adverse event	2.4%	1.8%	0.9%	0.3%

1. Data from Mont Blanc reflects the dosage arms which continued in the trial and do not include the NCX 470 0.065% dose which was only in the adaptive design portion of the trial.
2. Fechtner et al, American Journal of Ophthalmology, 2024, 264:66-74
3. Nicox Press Release, 21 August 2025

NCX 470 Post hoc Data Further Differentiates vs. Standard of Care

All Comparisons Are Based on NCX 470 0.1% and Latanoprost 0.005% in Mont Blanc^{1,2}

- Statistically significantly greater percentage of patients achieve $\leq 18\text{mmHg}$ IOP on NCX 470 compared to latanoprost
- Mean **percentage reduction in IOP greater on NCX 470** than on latanoprost
- **In eyes with an initial IOP of ≤ 28 mmHg the IOP-lowering effect from baseline was statistically significantly greater for NCX 470 compared to latanoprost** at the majority of timepoints measured
- **NCX 470 demonstrates a consistent lowering of IOP regardless of the baseline IOP**, whereas the reduction in IOP with latanoprost is dependent on the baseline IOP
- **A statistically significantly greater proportion of patients who received NCX 470 showed an IOP reduction of greater than 10 mmHg from baseline**, compared to those on latanoprost

1. This data reflects the dosage arms which continued in the trial and do not include the NCX 470 0.065% dose which was only in the adaptive design portion of the trial.
2. The full data from the Mont Blanc Phase 3 trial is available on the Nicox website at www.nicox.com

NCX 470 – Publications and Presentations



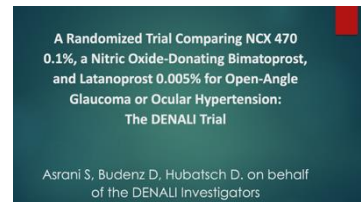
A Randomized, Controlled Comparison of NCX 470, a Nitric Oxide-Donating Bimatoprost, and Latanoprost in Subjects with Open-Angle Glaucoma or Ocular Hypertension: The MONT BLANC Study

ROBERT FECHTNER, STEVEN MANSBERGER, JAMES BRANCH, JAY MULANEY, SARA ZIEBELL, KRISI LOPEZ, AND DOUG HUBATSCH

Authors' Conclusion: The NO-donating prostaglandin analogue NCX 470 0.1% was well-tolerated and lowered IOP more than latanoprost in subjects with OAG or OHT at all 6 time points. With a dual mechanism of action that enhances both uveoscleral and trabecular outflow, **NCX 470 could become an important first-line therapy for IOP reduction in glaucoma.**

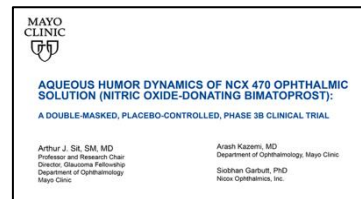


AMERICAN
GLAUCOMA
SOCIETY




A Randomized Trial Comparing NCX 470 0.1%, a Nitric Oxide-Donating Bimatoprost, and Latanoprost 0.005% for Open-Angle Glaucoma or Ocular Hypertension: The DENALI Trial

Authors: S. Asrani, MD, Professor of Ophthalmology, and D. Hubatsch, MS



Aqueous Humor Dynamics of NCX 470 Ophthalmic Solution (Nitric Oxide-Donating Bimatoprost): A Double-Masked, Placebo-Controlled, Phase 3b Clinical Trial

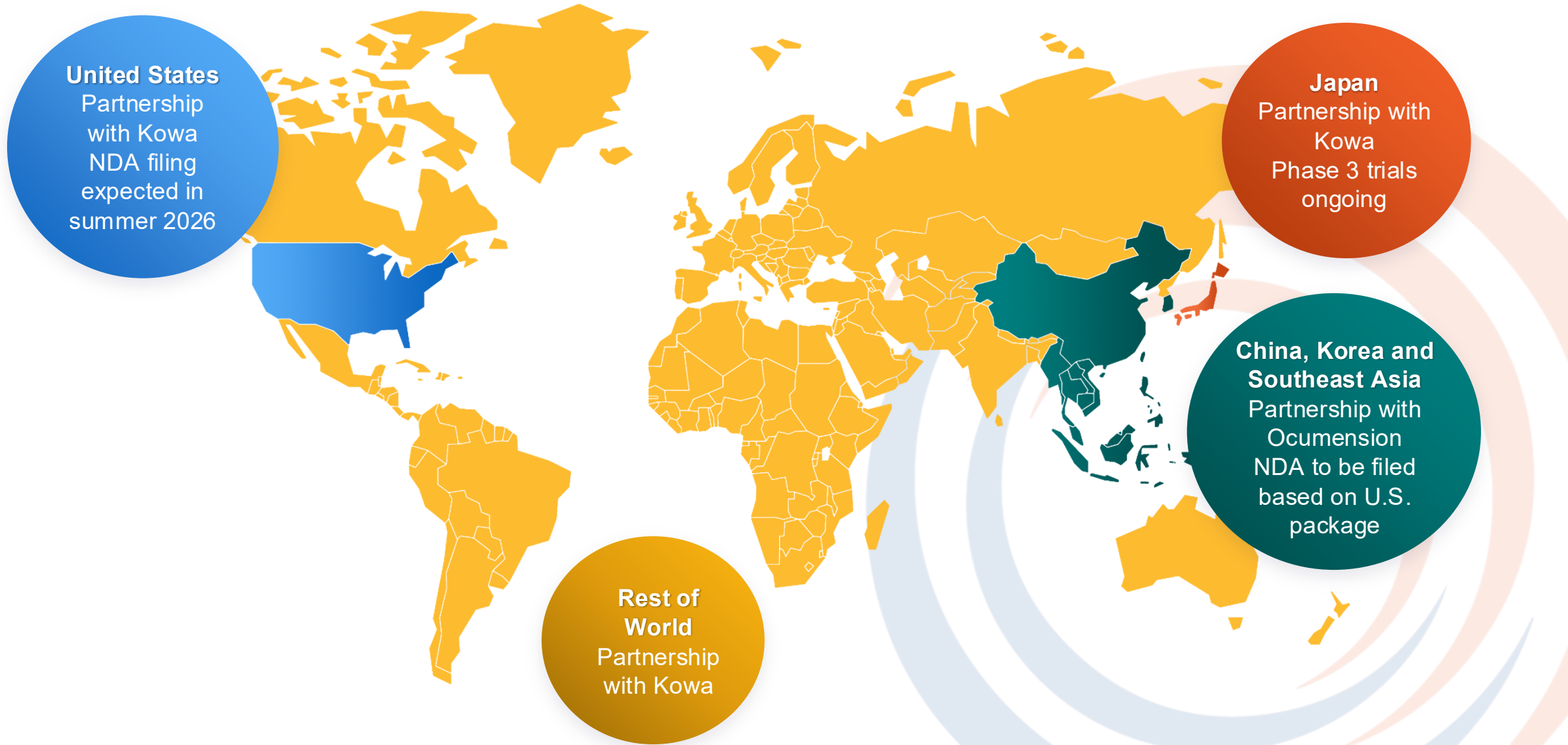
Authors: Arthur J. Sit, SM, MD Professor, Arash Kazemi, MD, and Siobhan Garbutt, PhD



Outcomes in the United States Subgroup of the Denali Trial: A Randomized Trial Comparing NCX 470 0.1%, a Nitric Oxide-Donating Bimatoprost, and Latanoprost 0.005% for Open-Angle Glaucoma or Ocular Hypertension

Authors: Jason Bacharach, MD and Doug Hubatsch, MS

Global Licensing of NCX 470



Kowa – NCX 470 Partnership



Two value-creating deals

- Founded in Japan in 1894; Active worldwide in multiple domains including life sciences¹
- ~8000 employees with an annual group revenue of \$4.9 billion
- Kowa's pharmaceutical business is global and expanding through its network of affiliates in the United States, Europe and Asia.
- Team of medical representatives in Japan and a franchise in glaucoma
- Strong commercial pharmaceutical presence in the U.S.

February 2024	July 2025
Japan	United States and all territories outside China, Korea, Southeast Asia and Japan
€3 million upfront, up to €24.5 million total (€6 million received)	€7.5 million upfront, up to €127 million total (€12.5 million received)
Royalties 7% to 12%	Royalties Tiered up to 20%

1. [Kowa Company, Ltd.](#) and [Kowa Pharmaceuticals America, Inc.](#)

Ocumension – NCX 470 Partnership



Shareholder of Nicox and Commercial partner for ZERVIATE China

- Chinese company created in 2018 and dedicated to ophthalmology¹
- Listed on the Hong Kong stock exchange since 2020 - ~\$800 million market cap
- Portfolio of 25 products with 12 commercialized, \$58 million revenue in 2024 (+69%)
- Approximately 500 employees, including over 250 in commercial
- Local manufacturing and commercial capabilities in China



1. [Ocumension website](#)

Commercial Products and Partnerships



VYZULTA™

(latanoprostene
bunod ophthalmic
solution), 0.024%

BAUSCH+LOMB

Same mechanism
of action as
NCX 470

Launched in over 15
countries including
the U.S.⁴



ZERVIAE

cetirizine ophthalmic solution, 0.24%

 **OcuMension**
欧康维视

5% to 9% royalties
on annual net sales
in China¹

First Commercial
sale in China
in Q4 2024



HARROW[®]
Your patients. Our purpose.

8% to 15% royalties
on annual net
sales in the U.S.²

Launched³ in
the U.S.
in 2020

1. OcuMension has rights in Chinese and Southeast Asian markets
2. ZERVIAE is commercialized in the U.S. by Harrow, who also have rights for Canada.
3. Initially launched by EyeVance, who was acquired by Santen. Harrow acquired the ZERVIAE rights from Santen in 2023.
4. Revenue sold to Soleus Capital in October 2024

Glaukos – Research Collaboration on NCX 1728

Combining
NO-Release
with PDE5
Inhibition

NO-mediated MOA is enhanced and prolonged by concomitant phosphodiesterase-5 (PDE5) inhibition within the same molecule

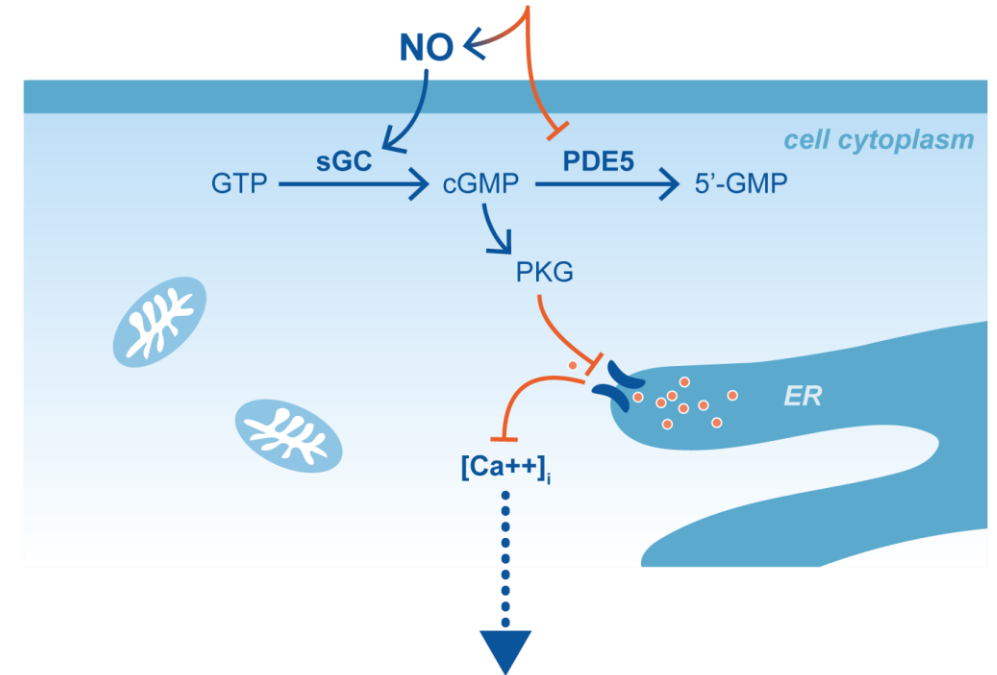
Potential in
Multiple
Ophthalmic
Conditions

NO is an important mediator in both IOP control and in ocular blood flow and likely plays a role in retinal conditions where dysfunctional ocular perfusion are key features in disease progression

Exclusive
Collaboration
with Glaukos

Pre-clinical research program exploring applicability in glaucoma, including neuroprotection, and in the treatment of retinal diseases under an exclusive research and global licensing option agreement

NO-donating PDE5 inhibitor



Muscle cell relaxation

- Vasorelaxation
- Enhancement of ocular blood flow
- Ocular tissues oxygenation
- Prevention of retinal damage

Financial information

Nicox is listed on Euronext Growth Paris (Ticker symbol: ALCOX)

Cash runway¹

12+ months

Analyst coverage

Yi Chen
HC Wainwright

Financial Information (links):

- ↗ [H1 2025 Report \(in french\)](#)
- ↗ [Annual Report 2024](#)
- ↗ [Financial Results 2024](#)
- ↗ [Shareholding Structure & Monthly Share Reporting](#)

1. As at the date of this presentation. Including Kowa milestones expected in 2026.

Corporate highlights

A Proven Track Record

Two commercialized products in the U.S., one in China

Deals in the U.S., Japan, China, and globally with Tier 1 companies

Strategic Transaction Capability

Corporate team with significant transaction and financing experience

Exploring future growth opportunities

NCX 470 : two positive Phase 3 trials

Positive pre-NDA meeting held in preparation for submission to U.S. FDA summer 2026

Global partnerships with Kowa and Ocumension Therapeutics

Large Potential Market for NCX 470

~\$7 bn worldwide glaucoma market

Successful track record of VYZULTA® under partnership with Bausch + Lomb



Euronext Growth Paris
(Ticker symbol: ALCOX)

Nicox S.A.

Sundesk Sophia Antipolis
Emerald Square Bâtiment C
rue Evariste Galois
06410 Biot, France
T: +33 (0)4 97 24 53 00

communications@nicox.com

www.nicox.com